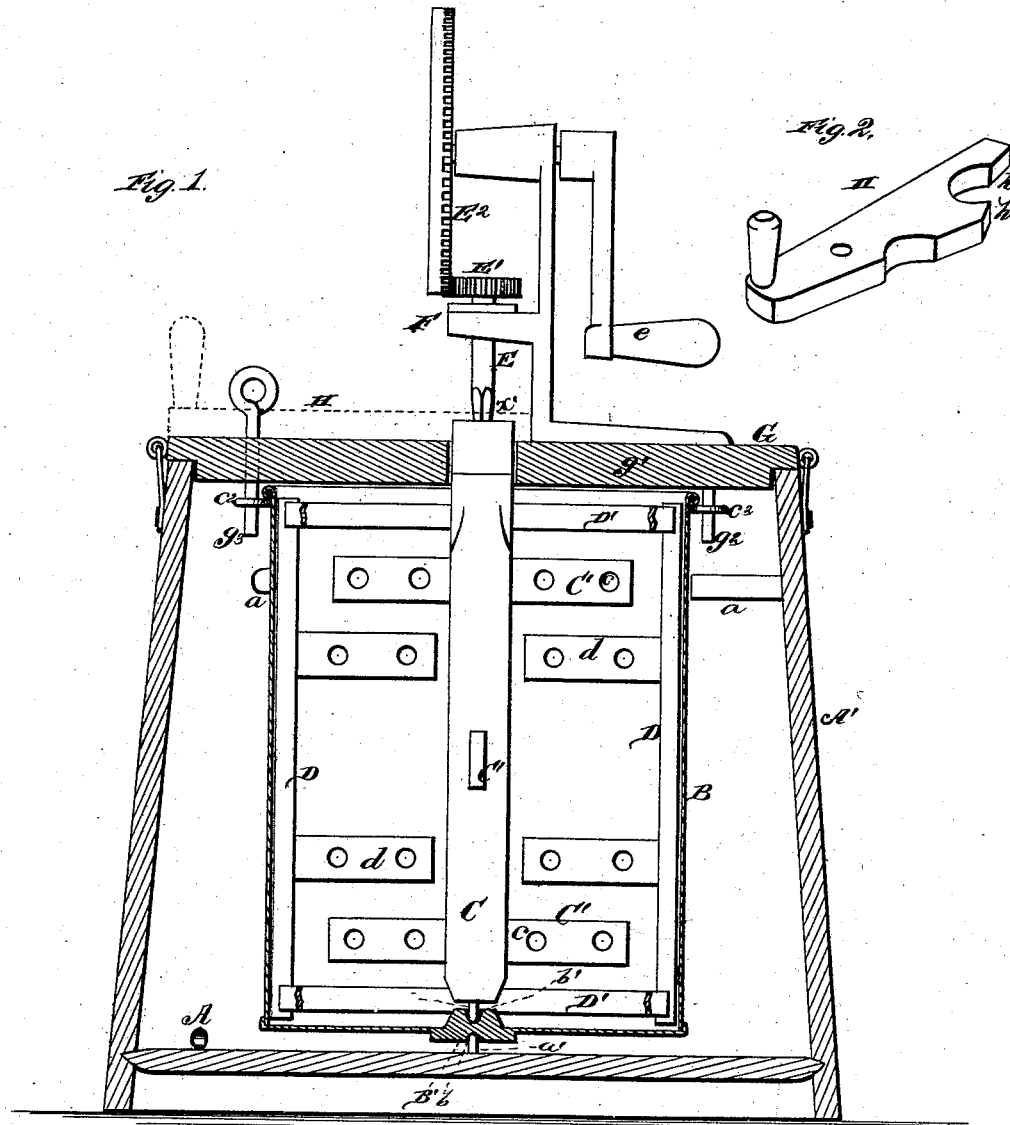


M. SWIHART.  
Combined Churn and Ice-Cream Freezer.  
No. 214,729. Patented April 22, 1879.



WITNESSES  
*Robert Everett*  
*A. Clay Smith*

By

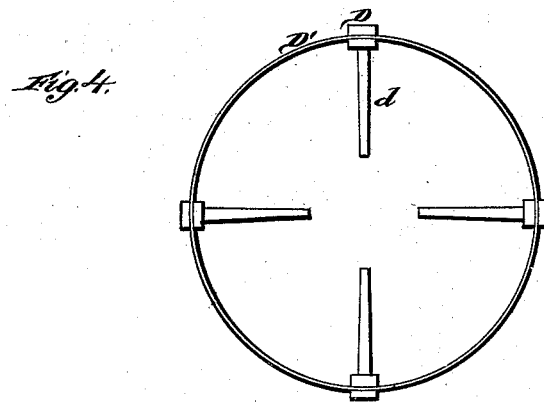
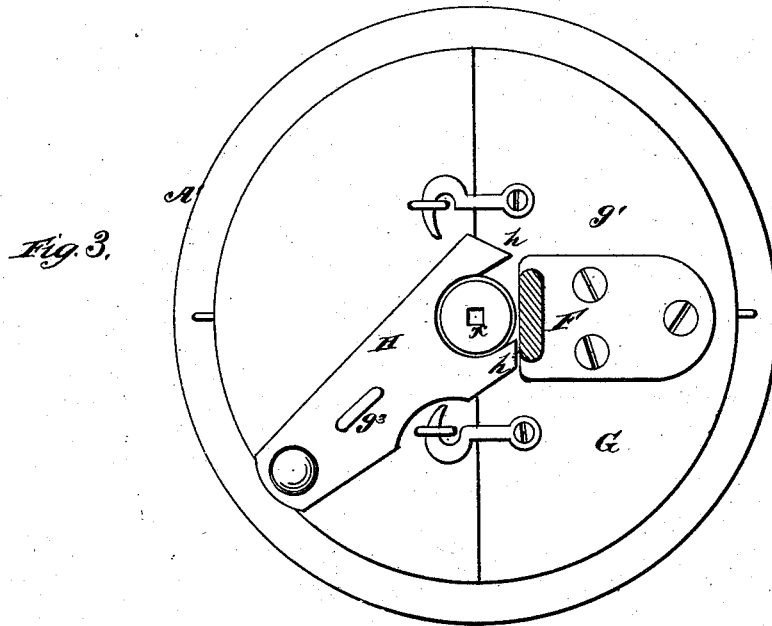
INVENTOR.  
*Matthias Swihart*  
*J. Moore, Smith & Co.*  
ATTORNEYS.

M. SWIHART.

Combined Churn and Ice-Cream Freezer.

No. 214,729.

Patented April 22, 1879.



WITNESSES  
*Robert Emmett*  
*H. Clay Smith*

By

INVENTOR.  
*Matthias Swihart*  
*Gilmore Swihart & Co.*  
 ATTORNEYS.

# UNITED STATES PATENT OFFICE.

MATTHIAS SWIHART, OF TEEGARDEN, INDIANA.

## IMPROVEMENT IN COMBINED CHURN AND ICE-CREAM FREEZER.

Specification forming part of Letters Patent No. **214,729**, dated April 22, 1879; application filed December 7, 1878.

### *To all whom it may concern:*

Be it known that I, MATTHIAS SWIHART, of Teegarden, in the county of Marshall and State of Indiana, have invented a new and valuable Improvement in Ice-Cream Freezers and Churns; and I do hereby declare that the following is a full, clear, and exact description of the construction and operation of the same, reference being had to the annexed drawings, making a part of this specification, and to the letters and figures of reference marked thereon.

Figure 1 of the drawings is a representation of a vertical central section of my ice-cream freezer and churn. Fig. 2 is a perspective view of the crank. Fig. 3 is a top-plan view, partly in section; and Fig. 4 is a plan view of the receiver.

My invention relates to a device which will serve as an ice-cream freezer or a churn, as desired, serving in either capacity in an efficient and improved manner; and the novelty consists in the construction and arrangement of novel parts, as will be more fully hereinafter set forth in the claim.

In carrying out my invention I employ an outer case or bucket having inwardly-projecting pins at various desired points and a stop-cock outlet. The pins on the inner side surfaces serve to hold the churn-case or cream-receiver at a sufficient distance from the outer case to allow a volume of water to intervene when used as a churn, and pounded ice and salt to intervene when used as an ice-cream freezer. A plate in the bottom of the cream-receiver has journal-sockets above and below—the one below to receive a pin in the center of the bottom of the outer tub, and the one above to receive the vertical shaft of the dasher, as shown. This dasher-shaft has radial perforated arms, and is provided with a square or rectangular socket at its upper end to receive a correspondingly-formed shaft above, which is revolved by proper gearing, belts, or power, said gearing being suitably journaled in a frame upon the cover and outside the outer case. Standards held vertically against the sides of the cream-receiver by circumferential spring-flanges have perforated arms projecting inward toward the center of the dasher-shaft, and between these arms operate the ra-

dial arms of the dasher. Perforated ears upon the upper outward edge of the cream-receiver receive pins upon the outer case cover, one of which pins serves as a securing device for a handle, said handle serving when the device is used as a freezer.

Referring to the drawings, A' represents the outer case or bucket, having inwardly-projecting pins *a* and a diametrical bottom pin, *a'*, and a water-outlet, A. The pins *a* *a'* serve to hold a cream-receiver, B, at a sufficient distance from the sides and bottom of tub A', and said receiver is provided in its bottom with a plate, B', having a bottom socket, *b*, and an inner socket, *b'*. The socket *b* receives the pin *a'*, and the shaft C operates in the socket *b'*, which shaft has radial arms C', perforated at *c*, as shown.

D represents the vertical standards, having perforated arms *d*, arranged as shown, and they are held securely against the inner sides of the cream-receiver by circumferential springs D'. To prevent any possibility of these standards rotating, lugs may be cast upon the inner sides of the receiver.

The upper end of the shaft C has a rectangular socket, *x*, which receives a correspondingly-formed portion, *x'*, of a revolving shaft, E, suitably journaled in a frame, F, upon the cover G of the outer bucket, A'. This shaft E is revolved by a beveled gear, E<sup>1</sup> E<sup>2</sup>, and crank *e*, as shown, or other proper power, and equivalent mechanical means may be employed without departing from the principle of my invention.

The cover G is formed of two semicircular parts, one of which, *g*<sup>1</sup>, has a pin, *g*<sup>2</sup>, which operates in a perforated ear, *e*<sup>2</sup>, upon the cream-receiver B, and the other half of the cover has a pin, *g*<sup>3</sup>, which not only operates in another perforated ear, *e*<sup>2</sup>, but is also a securing device for a handle, H, as shown, jaws *h* of which embrace the dasher-shaft.

When used as a churn, the space around the cream-receiver is filled with cold water, and the crank *e* is turned to operate the dasher, and thus agitate the cream. When used as a freezer, the space around the cream-receiver is filled with broken ice and salt, and the handle H is rocked back and forth to turn the

cream-receiver in its bed of freezing material, the hooks which secure the cover to the tub or body being first loosened.

The handle H is secured to the cover, and the latter is connected to the cream-receiver by a key or pin,  $g^3$ , passed through the handle H, cover G, and eye  $c^2$ , and a pin,  $g^2$ , passing through a second eye,  $c^2$ .

What I claim as new, and desire to secure by Letters Patent, is—

The interchangeable churn and ice-cream

freezer, consisting, essentially, of the receiver B  $b b'$ , ears  $c^2$ , standards D  $d$ , springs D', cover G, connections  $g^1 g^2 g^3$ , and a suitable dasher capable of being rotated, as set forth.

In testimony that I claim the above I have hereunto subscribed my name in the presence of two witnesses.

MATTHIAS SWIHART.

Witnesses:

HENRY WITTE,

ANDREW J. WHETSTONE.