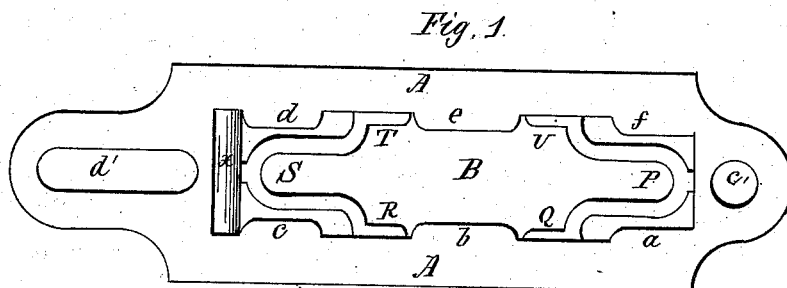
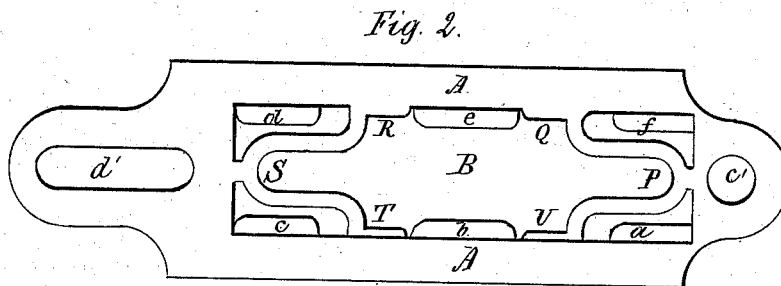
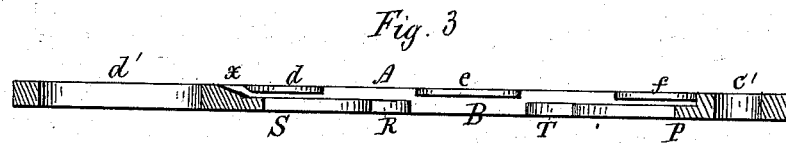


J. B. GATHRIGHT.
Label-Holder.

No. 214,770.

Patented April 29, 1879.



Witnesses.
Norton & Sanford
J. Mason & Co.

Josiah B. Gathright
Inventor.

UNITED STATES PATENT OFFICE.

JOSIAH B. GATHRIGHT, OF LOUISVILLE, KENTUCKY.

IMPROVEMENT IN LABEL-HOLDERS.

Specification forming part of Letters Patent No. 214,770, dated April 29, 1879; application filed November 30, 1878.

To all whom it may concern:

Be it known that I, JOSIAH B. GATHRIGHT, of the city of Louisville, county of Jefferson, and State of Kentucky, have invented a new and useful Improvement in Label-Holders; and I hereby declare the following to be a full, clear, and exact description of the same, reference being had to the accompanying drawings, which form a part of this specification.

The object of my invention is to provide a label-holder which shall be simpler and cheaper of construction than those heretofore known, and less liable to get out of order while in use.

To this end all the parts are so formed and arranged with respect to each other that the whole device may be cast in one solid piece.

In the drawings, Figure 1 represents one side of the tag-holder combined with a hasp. Fig. 2 represents the other side, and Fig. 3 is a longitudinal section of same.

It will be seen that I cast the main frame A with a rectangular slot, B, projecting through from front to back, and at the same time provide a central horizontal card-rest in this slot by casting the inwardly-projecting lips or flanges *a, b, c, d, e,* and *f* on one side of the card-socket, and the bars or flanges P, Q, R, S, T, and U on the other side.

It will also be seen that the sectional flanges on one side are placed opposite the spaces on the other, the whole being sufficiently spaced and the parts beveled to enable me to cast the whole device solid and without core.

One end of the socket-wall, at *x*, is beveled at an angle of about forty-five (45) degrees, and the lips *c* and *d* are at sufficient distances from this bevel to allow the card to pass between them without being deflected sufficiently to break it.

The card strikes bar S when forced down the chute, and is deflected into its proper chan-

nel. When in place in its socket the rear end of the card rests against the steep incline *x*, and can only be removed by sufficient force to make the end curve up the incline, and thus the incline, with the lips, bars, or flanges, keeps the card in place without springs or other expensive and frail devices.

The beveled chute *x* begins in the plane of the upper surface, on one side, and is uncovered throughout, in order that it may be cast with the remainder of the device, and also to allow the card to curve upward freely when being removed.

One advantage of this double-faced socket with its sectional flanges alternately arranged is that it affords the readiest possible escape for water that may get into the socket, and thus protects the card.

The ends of the tag-holder may be constructed so that it may be attached in any known way to the mail-bag. The drawings show one end elongated and provided with swivel-hole, while the other, also elongated, is provided with slot for staples, thus forming a combined hasp and tag-holder.

Having thus described my invention, what I claim is—

A tag-holder having a central opening through it to expose both sides of a card, a groove or socket for the card, with inwardly-projecting flanges on each side of the groove, but not opposite each other, to hold the card in position, and the beveled socket end *x*, for inserting and holding the card in the groove, the whole adapted to be cast in one solid piece, as and for the purposes described.

JOSIAH B. GATHRIGHT.

Witnesses:

J. MASON GOSZLER,
JNO. P. LOTHROP.