

C. MARSH.
Hemmer.

No. 214,829.

Patented April 29, 1879.

Fig. 1.

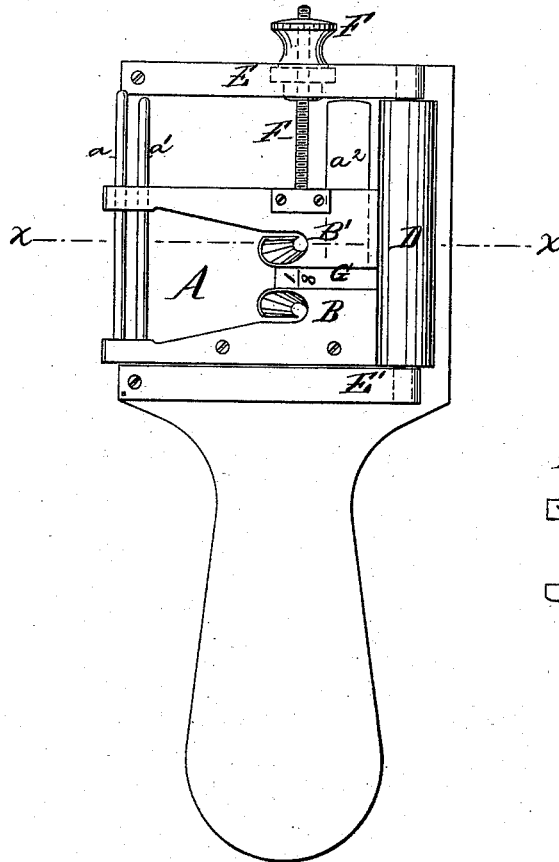


Fig. 3.

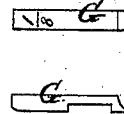
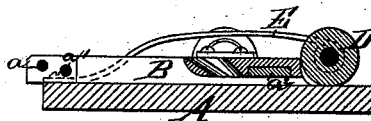


Fig. 2.



Witnesses.
W. L. Bennet.
John W. Ripley

Inventor
Clark Marsh by
J. J. Gordon his Atty.

UNITED STATES PATENT OFFICE.

CLARK MARSH, OF BRIDGEPORT, CONNECTICUT.

IMPROVEMENT IN HEMMERS.

Specification forming part of Letters Patent No. 214,829, dated April 29, 1879; application filed January 24, 1879.

To all whom it may concern:

Be it known that I, CLARK MARSH, of Bridgeport, county of Fairfield, State of Connecticut, have invented a new and useful Improved Adjustable Double Hemmer, which is fully set forth in the following specification, and illustrated in the accompanying drawings, in which—

Figure 1 is a plan of my improved adjustable double hemmer. Fig. 2 is a section of the same at the line *xx* of Fig. 1; Fig. 3, top and side views of an adjusting-gage.

This invention pertains to devices for turning hems in cloth or other flexible materials; and its object is to turn two hems at once, at any desired distance apart, and to secure the turned hems so that they will permanently retain the imparted fold.

A represents the plate; B B', right and left hand hemmers; D, hem-securing roller; E E', roller-springs; *a a'*, guide-rods; *a''*, guide-plate; F, adjusting screw and nut; G, adjusting-gage.

The operation is as follows: Left-hand hemmer B is secured to plate A. Right-hand hemmer B' is not so secured, but is movable by adjusting screw and nut F away from hemmer B, sliding upon rods *a a'* and plate *a''*.

The hemmers B and B' do not differ from those long in use, one of the earliest of which was patented to Seth P. Chapin, February 19, 1856, by Letters Patent No. 14,283.

The material in which a double hem is desired is entered beneath rods *a* and *a'* and adjusting-gage G, and led through hemmers B and B', which turn both edges inward as it passes under roller D, held down by the springs E E', which creases the turned hems so firmly that they remain intact.

It will be seen that by inserting adjusting-gages of different widths, the desired space between the hemmers is readily and accurately obtained, and also that the material to be folded is kept down to the plate between the hemmers thereby.

What I claim, and desire to secure by Letters Patent, is—

1. The combination of plate A with a fixed and an adjustable hemmer, a thumb screw and nut, guide-rolls and bar, and a spring creasing-roll, constructed and operating together substantially as and for the purposes set forth.

2. The combination of plate A with a fixed and an adjustable hemmer, a thumb screw and nut, an adjusting-gage, guide-rolls and bar, and a spring creasing-roll, constructed and operating together substantially as and for the purposes set forth.

CLARK MARSH.

Witnesses:

ISAAC HOLDEN,
A. W. HURD.