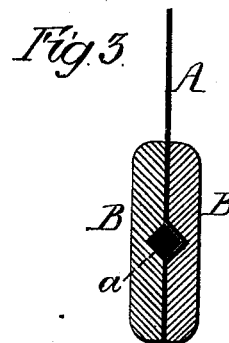
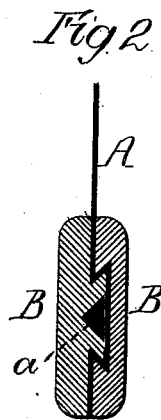
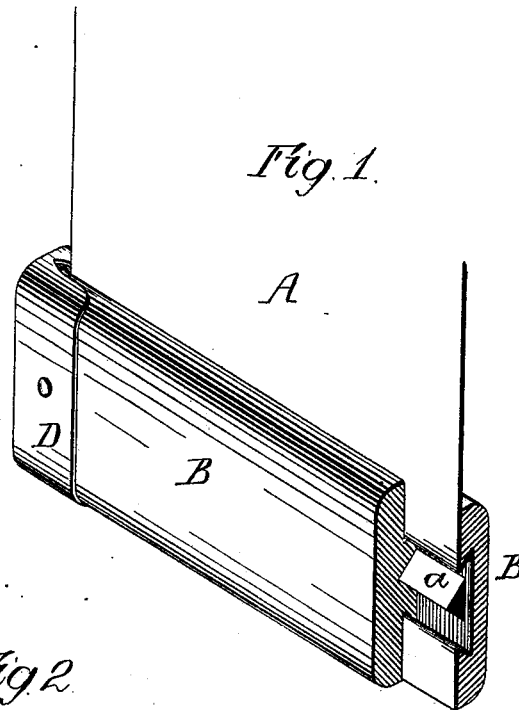


A. W. LANE.  
Window-Shade.

No. 214,926.

Patented April 29, 1879.



Witnesses  
*McDermott*  
*Harry Smith*

Inventor  
*Atlee W. Lane*  
by his Attorneys  
*Howson and*

# UNITED STATES PATENT OFFICE.

ATLEE W. LANE, OF PHILADELPHIA, PENNSYLVANIA.

## IMPROVEMENT IN WINDOW-SHADES.

Specification forming part of Letters Patent No. 214,926, dated April 29, 1879; application filed February 21, 1879.

### *To all whom it may concern:*

Be it known that I, ATLEE W. LANE, of Philadelphia, Pennsylvania, have invented a new and useful Improvement in Window-Shades, of which the following is a specification.

My invention relates to an improvement in the window-shade for which Letters Patent No. 203,468 were granted to me on the 7th day of May, A. D. 1878; the object of my improvement being to provide for the proper balancing of the shade and its spring-roller mechanism without exposing the balancing-weights. This object I attain in the manner which I will now proceed to describe, reference being had to the accompanying drawings, in which—

Figure 1 is a sectional perspective view of the lower portion of the shade, showing the manner of applying the balancing-weight to the same; Fig. 2, a transverse vertical section of Fig. 1; and Fig. 3, a transverse section, showing a modification.

In Figs. 1 and 2, A represents part of the shade, and B B portions of the two wooden strips between which the lower edge of the shade is clamped, the strips being connected together at their opposite ends by detachable caps D, and one strip B having a dovetailed rib adapted to a groove of corresponding shape in the other strip, as in my said patent.

In the inner face of one of the strips B is formed a groove, to which is adapted a block, *a*, preferably of triangular shape, and of lead or other suitable material, the length of this

block being determined by the weight required to properly balance the shade and its spring-roller mechanism. Two or more of these metal blocks may be used, as circumstances may suggest.

Fig. 3 shows a modification of my invention, in which the dovetailed rib and groove are dispensed with, both strips in this case having triangular grooves, and the metal block *a* being square.

I am aware that shade-strips have been heretofore provided with balancing-weights; but in such strips, which are intended for insertion into folds on the shades, the weights are always exposed, and consequently the plans heretofore adopted cannot be used in connection with my improved shade, in which the strip is not covered.

By grooving one or both of the strips internally, however, and adapting the weight or weights to the internal groove or grooves, said weight is entirely concealed.

I claim as my invention—

The combination of the two strips B with the balancing-weight *a*, which, together with the end of the shade, is secured between the two strips, all substantially as specified.

In testimony whereof I have signed my name to this specification in the presence of two subscribing witnesses.

A. W. LANE.

Witnesses:

WM. J. COOPER,  
HARRY SMITH.