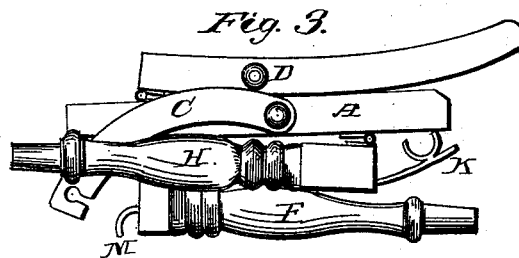
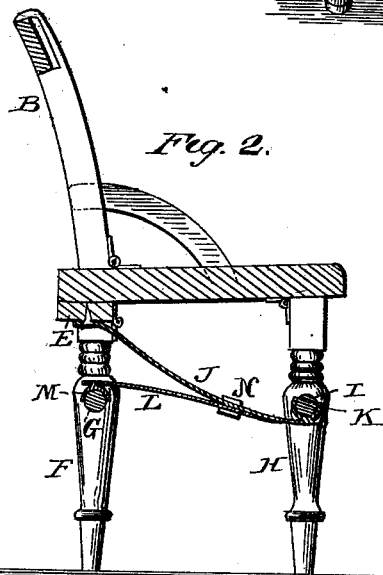
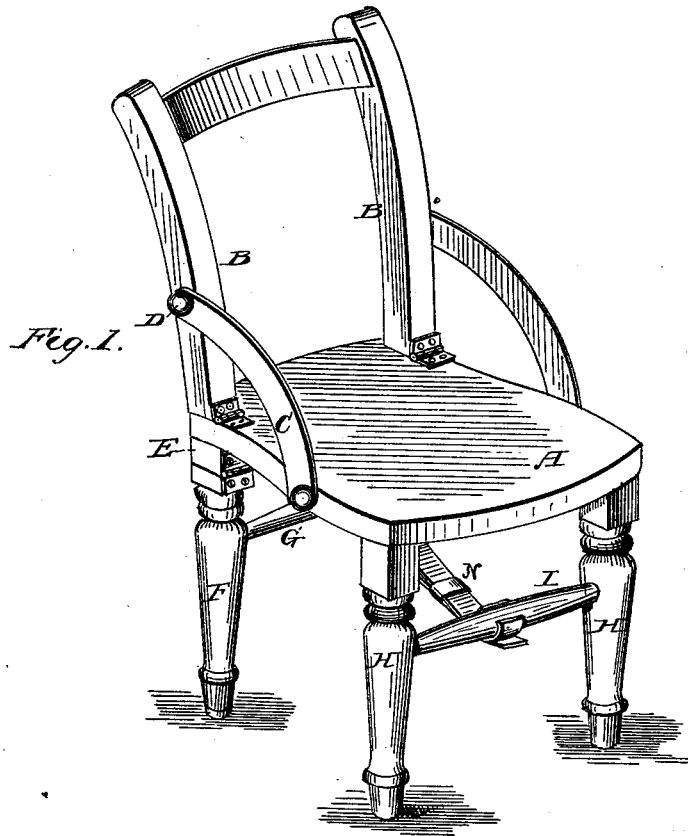


W. DIEFFENBACH.  
Folding-Chair.

No. 214,995.

Patented May 6, 1879.



Witnesses:  
Fred. G. Dietrich  
J. H. Little,

Inventor,  
Walter Dieffenbach,  
by C. A. Snow & Co.  
Attys.-

# UNITED STATES PATENT OFFICE.

WALTER DIEFFENBACH, OF HARRISBURG, PENNSYLVANIA.

## IMPROVEMENT IN FOLDING CHAIRS.

Specification forming part of Letters Patent No. **214,995**, dated May 6, 1879; application filed March 14, 1879.

*To all whom it may concern:*

Be it known that I, WALTER DIEFFENBACH, of Harrisburg, in the county of Dauphin and State of Pennsylvania; have invented certain new and useful Improvements in Folding Chairs; and I do hereby declare that the following is a full, clear, and exact description of the invention, which will enable others skilled in the art to which it appertains to make and use the same, reference being had to the accompanying drawings, which form a part of this specification.

Figure 1 is a perspective view, Fig. 2 is a vertical section, and Fig. 3 is a side view, of the chair folded for transportation.

Corresponding parts in the several figures are denoted by like letters of reference.

This invention relates to folding chairs; and it consists in certain improvements in the construction of the same, which will be hereinafter more fully described, and particularly pointed out in the claim.

In the drawings, A represents the seat, to which the back B is hinged in such a manner as to fold down against the seat. Braces C C are pivoted to the sides of the latter, and arranged to hook over studs D D upon the sides of the back, so as to hold the latter in position when unfolded.

Under the rear end of the seat is secured a brace, E, to which the rear legs, F F, which are connected by a rung, G, are hinged in such a manner as to fold toward the front of the seat.

The front legs, H H, which are connected by a rung, I, are hinged under the front of the seat in such a manner as to fold rearwardly, as shown. The rear legs are placed closer to-

gether than the front ones, so as to fold between the latter.

A flat spring, J, provided at its front end with a clasp, K, is secured to the brace E between the legs F F. Another spring, L, is secured to the end of spring J, from which it projects rearwardly, and is provided with a clasp, M. Clasps K M are adapted to fit the rungs I G, respectively, thus tending to hold the legs in position when unfolded.

A sleeve, N, sliding upon springs J L, holds them closely together when the chair is folded, as in Fig. 3.

My improved folding chair, the operation of which will be readily understood from the foregoing description, taken in connection with the drawings hereto annexed, is simple, cheap, and durable, and it may be folded together very compactly, so as to occupy but little space, thus rendering it convenient for use in churches, picnics, excursion-steamers, &c.

Having thus described my invention, I claim and desire to secure by Letters Patent of the United States—

The combination of the seat A, having pivoted braces C C, hinged back B, having studs D D, hinged legs F F H H, having rungs G I, springs J L, having clasps K M, and sleeve N, all arranged and operating substantially as described, for the purpose herein set forth.

In testimony that I claim the foregoing as my own I have hereto affixed my signature in presence of two witnesses.

WALTER DIEFFENBACH.

Witnesses:

I. M. KREITER,  
D. C. MAURER.