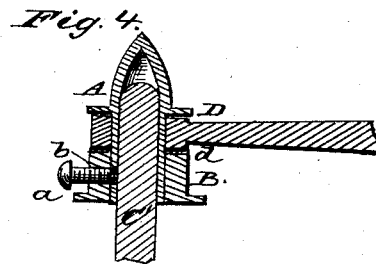
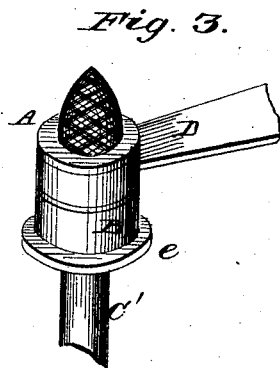
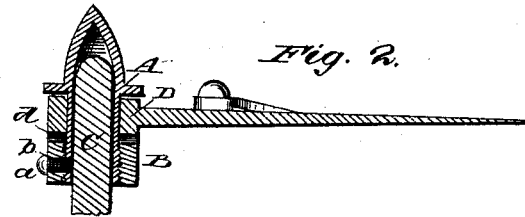
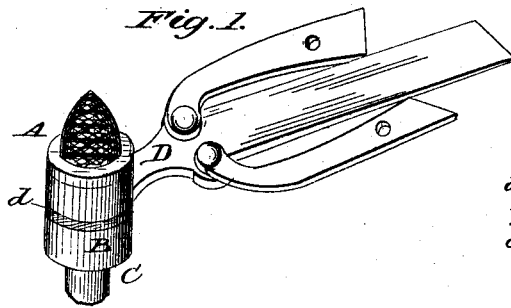


T. F. VAN LUVEN.
Carriage-Top Iron.

No. 215,029.

Patented May 6, 1879.



Witnesses
Ed. G. Dietrich

Jno. P. Brooks

Inventor
Thomas F. Van Loven

by *C. A. Snow*
Attorney.

UNITED STATES PATENT OFFICE.

THOMAS F. VAN LUVEN, OF MURVALE, ONTARIO, CANADA.

IMPROVEMENT IN CARRIAGE-TOP IRONS.

Specification forming part of Letters Patent No. **215,029**, dated May 6, 1879; application filed September 23, 1878.

To all whom it may concern:

Be it known that I, T. F. VAN LUVEN, of Murvale, in the Province of Ontario and Dominion of Canada, have invented certain new and useful Improvements in Carriage-Top Irons; and I do hereby declare that the following is a full, clear, and exact description of the invention, which will enable others skilled in the art to which it appertains to make and use the same, reference being had to the accompanying drawings, which form a part of this specification.

Figure 1 is a view, in perspective, of that portion of my improvement in top-irons for buggies used to connect the bows to the bracket at the front part of the seat. Fig. 2 is a longitudinal sectional view of Fig. 1. Fig. 3 is a perspective view of the top-iron employed at the rear corner of the seat. Fig. 4 is a longitudinal sectional view of Fig. 3.

This invention has relation to top-irons for buggy-tops; and it consists in the improvements in the construction of the same hereinafter fully described, and particularly pointed out in the claim.

In the accompanying drawings similar letters of reference indicate corresponding parts in the several figures.

The flanged sleeve A has an acorn-shaped or other ornamental head, and is provided with a male screw and a hole for the reception of a set-screw, *a*, which penetrates the threaded collar B, and enters the hole *b* in the sleeve

A, and bears upon the bracket C within the sleeve A. A rubber washer, *d*, is interposed between the eye D of the bow-irons and the collar B, to prevent the irons from binding too tightly when the top is being raised and lowered, and yet to hold them so that they will move freely and not rattle.

In Figs. 3 and 4 a slight modification of this portion of the invention is shown in this, that a flange, *e*, is made upon the collar B, to adapt it to the rear bracket, C', which will project from near the rear corner of the buggy-seat.

It is obvious that the invention just described may be applied as well to the iron that is employed at the top of the bows as to those at the seat and at the rear corner.

Having thus described my invention, what I claim as new and useful, and desire to secure by Letters Patent of the United States, is—

The combination, with the bracket C', fitted with the ornamental sleeve A, having a flange, of the elastic cushion or washer *d*, collar B, having the set-screw *a*, and a carriage-top bow having the eye D, substantially as shown and described, for the purpose set forth.

In testimony that I claim the foregoing as my own I have hereto affixed my signature in presence of two witnesses.

THOMAS FRASER VAN LUVEN.

Witnesses:

JOHN LANYON WHITING,
JOHN REEVE LAVELL.