

F. JENSEN.
Convertible Chair.

No. 215,127.

Patented May 6, 1879.

Fig: 1.

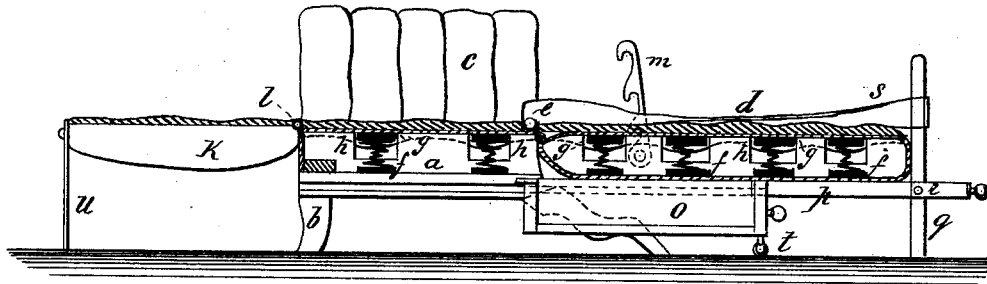


Fig: 2.

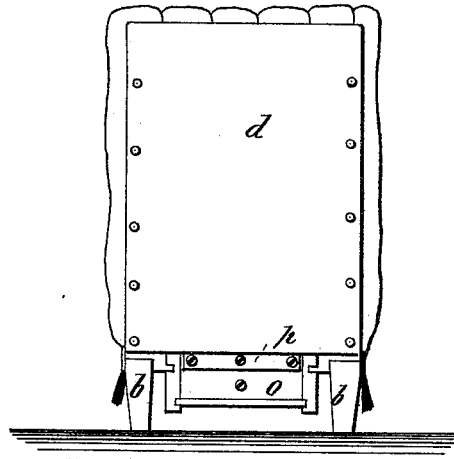
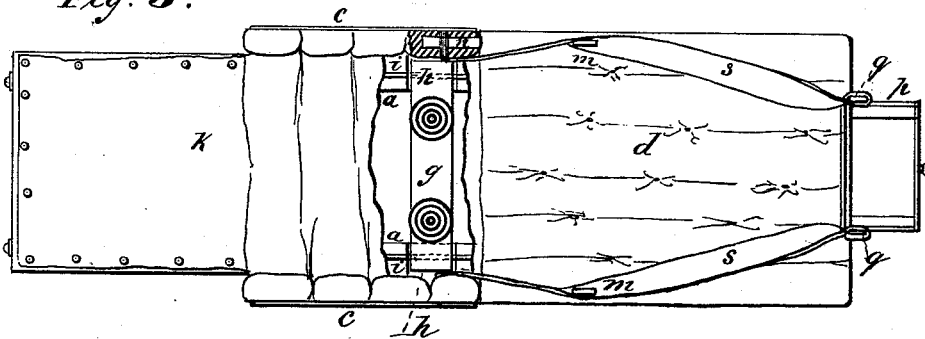


Fig: 3.



WITNESSES:

Achilles Schehl.
C. Sedgwick

INVENTOR:

F. Jensen

BY

Munn & Co

ATTORNEYS.

UNITED STATES PATENT OFFICE.

FREDERIC JENSEN, OF SEATTLE, WASHINGTON TERRITORY.

IMPROVEMENT IN CONVERTIBLE CHAIRS.

Specification forming part of Letters Patent No. **215,127**, dated May 6, 1879; application filed September 28, 1878.

To all whom it may concern:

Be it known that I, FREDERIC JENSEN, of Seattle, in the county of King and Territory of Washington, have invented a new and Improved Bed-Chair, of which the following is a specification.

The object of my invention is to furnish an upholstered easy chair, that may also be used for a bed, and to construct it in such a manner that the supports for the bed will be out of sight when the chair is used as a chair; also, to attach the springs in such a manner as to prevent them having any side motion.

My invention consists in providing an upholstered chair having a hinged back and a folding seat with a drawer and a sliding frame having pivoted supports, for supporting the back when turned down in a horizontal position to form a bed, the supports of the said frame being held in an upright position by a band attached to the arms of the chair and looped around the said supports.

In the accompanying drawings, Figure 1 is a longitudinal section of my improved bed-chair in position for use as a bed. Fig. 2 is an elevation of the chair at the back, and Fig. 3 is a plan view of the bed with the chair-seat partially broken open.

Similar letters of reference indicate corresponding parts.

a is a rectangular frame, supported upon legs *b*, forming the seat, and having the arms *c c*. The back *d* consists of a frame that is hinged at *e* to the seat-frame *a*.

The springs of the back and seat consist of wire springs, wound in a volute form, and attached in any desired manner to slats *f*, that are fixed to the chair-frame, and movable slats *g*, the ends of which enter mortises *h* in the frame of the seat and back. The ends of the slats *g* rest upon rods *i*, which work in longitudinal slots in the side bars of the frame. By this construction the slats *g* can move only in a direction to or from the fixed slats *f*, and the chair rendered very elastic.

k is a seat-bottom, hinged at *l* to the seat-frame *a* at the side opposite to back *d*. The frame of *k* is provided with springs similar to

the seat and back, and, when folded upon the frame *a*, forms an elastic bottom for the seat.

The back *d*, bottom *k*, and arms *c* are upholstered in the usual manner.

The back *d* will be held up in the position for a chair, or at an inclination more or less with the seat, by the swinging arms *m*, that are attached to the back and pass through the ends of arms *c*. A cross-pin, *n*, is provided in each arm, (see Fig. 3,) with which pins the arms *l* engage by one of their ratches. The arms *l* will therefore be out of sight when the back *d* is fully raised.

o is a drawer that is fixed in slides beneath the seat-frame *a*, and may be used for holding bed-clothes. *p* is a frame that is fitted at the upper edge of drawer *o* so that it may slide inward and be out of the way, or be pulled out to form an extension of the upper edge of the drawer, as seen in Fig. 1. In this position, the drawer *o* and frame *p* form a support for the back *d* when it is turned down horizontally. The outer end of the slide is held up by the legs *q*, that are pivoted at *r*, so as to swing down and lie parallel with frame *p* when the frame *p* is slid into the drawer *o*. These legs *q* extend above the back *d*, and are held upright by a band, *s*, that is attached to the arms *c* of the chair, and is looped around legs *q*. The band *s* is also looped upon arms *m*, (see Fig. 3,) and helps to retain the bed-clothes in place. The outer end of drawer *o* is supported by a pin, *t*, at each side resting on the floor.

The hinged seat-bottom *k*, when turned outward, as seen in Fig. 1, lies in line with the back *d* and seat *a*, whereby the bed is level. The outer end of *k* is supported in this position by legs *u*, which may be turned up out of the way when the bottom is turned upon the seat *a*.

It will be seen that the bed-chair described above is complete for each purpose. When used as a chair there are no unsightly parts visible, and when turned down a perfect spring-bed is formed. It may also be used as an invalid-chair, and the turning seat used as a foot-rest.

I do not claim a chair provided with a hinged back and foot-rest, as such have been used.

Having thus described my invention, I claim as new and desire to secure by Letters Patent—

1. The drawer *o* and sliding frame *p*, provided with pivoted supports *q*, in combination with a bed-chair having a hinged back, substantially as and for the purposes set forth.

2. The band *s*, in combination with the hinged back *d* of the chair and the legs *q*, substantially as and for the purposes described.

FREDERIC JENSEN.

Witnesses:

H. E. HATHAWAY,

U. M. RASIN.