

J. W. TEMBY.
Fence.

No. 215,183.

Patented May 6, 1879.

Fig. 1.

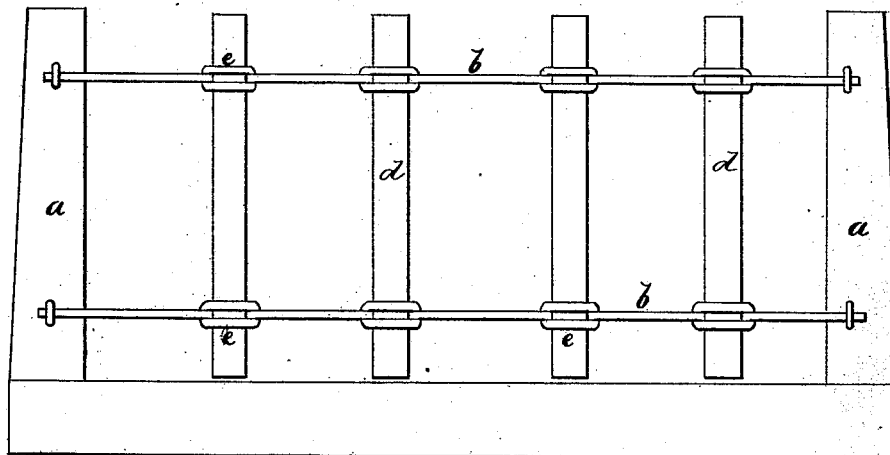


Fig. 2.

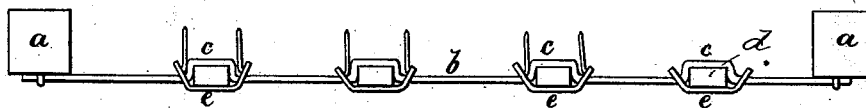


Fig. 3.




Fig. 4.

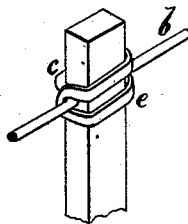
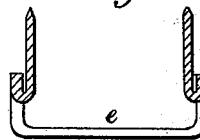


Fig. 5.



WITNESSES:

Henry V. Miller
C. Sedgwick

INVENTOR:

J. W. Temby
BY *Munn & Co.*
ATTORNEYS.

UNITED STATES PATENT OFFICE.

JOSEPH W. TEMBY, OF DALLAS, TEXAS.

IMPROVEMENT IN FENCES.

Specification forming part of Letters Patent No. **215,183**, dated May 6, 1879; application filed December 19, 1878.

To all whom it may concern:

Be it known that I, JOSEPH W. TEMBY, of Dallas, in the county of Dallas and State of Texas, have invented a new and useful Improvement in Fences, of which the following is a specification.

My invention relates to a combined wire and picket fence; and consists in means for securing the pickets to the wires, and to the fence as a whole.

In the accompanying drawings, which illustrate my invention, Figure 1 is an elevation of a section of fence. Fig. 2 is a top view. Fig. 3 shows the clip which secures the wire to the picket. Fig. 4 is a perspective view of one picket with wire connected. Fig. 5 is a view of a clip formed with barbs.

Similar letters of reference indicate corresponding parts.

The fence-posts *a* are of usual character, and the wires *b b* are connected to the posts by staples, or in any other desired manner.

The wires *b*, before being strung, are bent, as seen at *c*, to form recesses or loops at the distance apart which the pickets *d* are to be placed, and about half as deep as the pickets are thick. These loops are adapted to receive the pickets, as shown.

To hold the pickets securely to the wires, I make use of clips *e*, which are made of wire bent to shape; or they may be made of a sheet-metal strip, with the center cut out to form a slot, as shown in Fig. 3, for the wire to pass through; and, if desired, the metal cut out to

form the slot may be bent back, so that it will form a barb, as in Figs. 2 and 5. These clips are placed upon the wires *b* at the loops *c*, so that the pickets are bound firmly to the wires, and cannot become displaced.

This fence is strong and ornamental, and may be readily put together. The pickets can be placed close together when desired, and as but little hand labor is required to manufacture the parts in the form shown, it can be built at small expense.

The feature of combined wire and picket is, however, adapted for making a fence of more elaborate character, when that is desired, and the parts can be made and sold ready for putting up.

I am aware that it is not new to form a chain fence or link rail of small pieces of wire hooked together, or to loop the end pieces of wire around the picket to which loop the next link is hooked, or to hold the picket by passing the wire through it, end-hooking and jointing with links; also, that it is not new to fasten a wire rail to a post by a slotted clip and groove in post, or by an end-bent clip, or by a slotted plate and key, or by staples; but

What I claim as new is—

The two continuous wire rails *b b*, having the bends *c*, in combination with the pickets and end-bent clips, as shown and described.

JOSEPH W. TEMBY.

Witnesses:

U. D. MIHILLS,
JOSIE M. TEMBY.