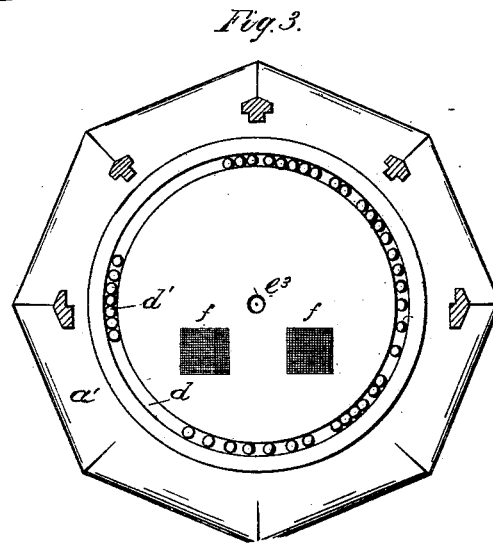
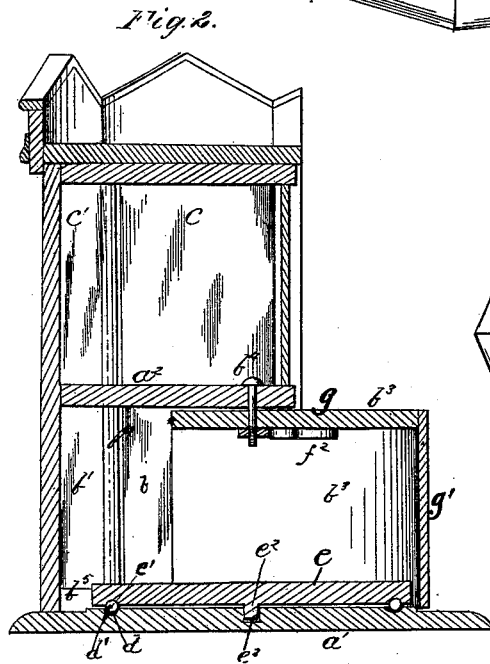
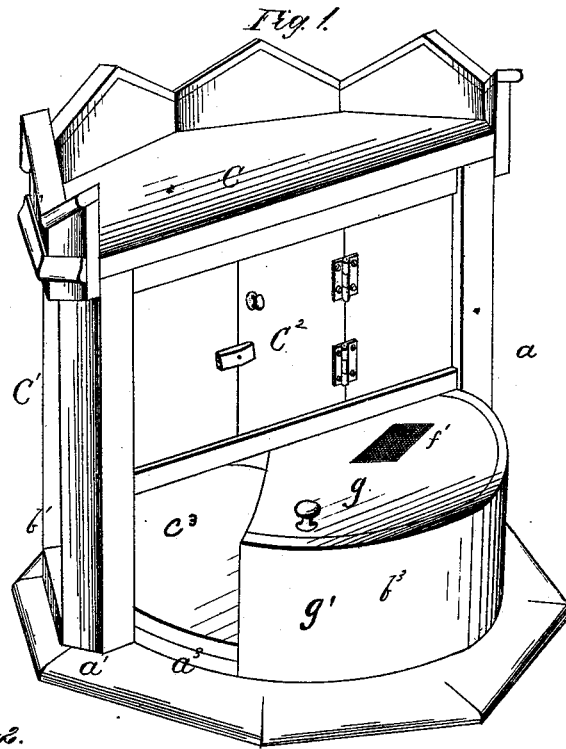


A. WINSTON.
Cheese-Box.

No. 215,194.

Patented May 6, 1879.



WITNESSES
P. B. Turpin
J. B. Holderly

INVENTOR
Alexander Winston
By R. S. & A. T. Lacey
ATTORNEYS

A. WINSTON.
Cheese-Box.

No. 215.194.

Patented May 6, 1879.

FIG. 4

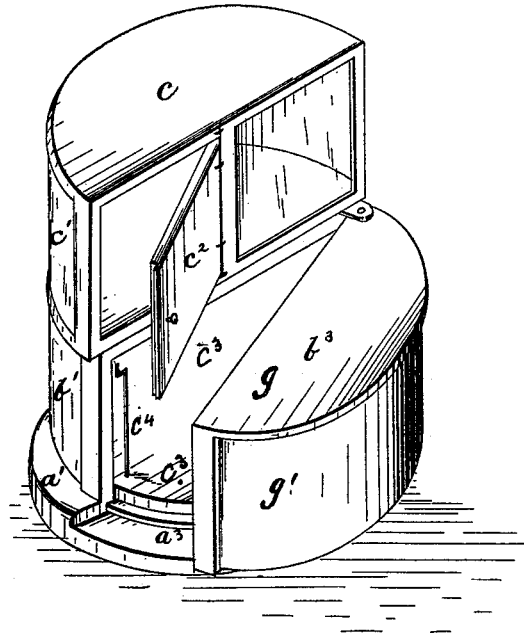
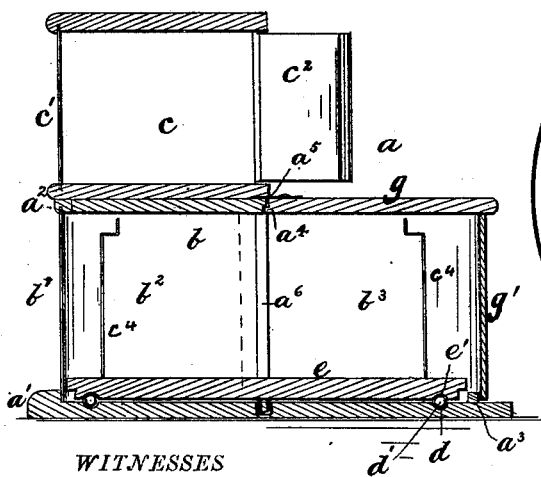


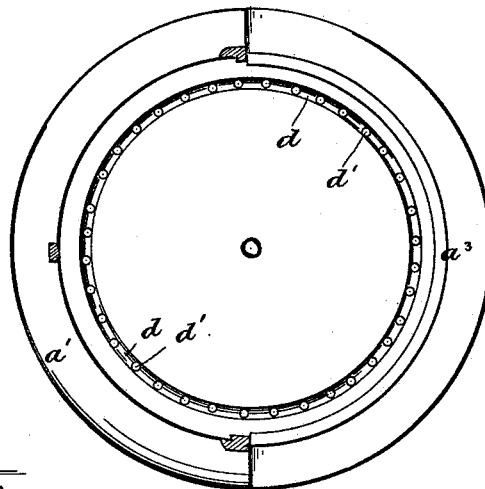
FIG. 5



WITNESSES

Saml R. Turner
P. B. Sharp

FIG. 6



INVENTORS

Alexander Winston.

By

Robt. V. A. Lacey.

Attorneys

UNITED STATES PATENT OFFICE.

ALEXANDER WINSTON, OF FAYETTE, IOWA.

IMPROVEMENT IN CHEESE-BOXES.

Specification forming part of Letters Patent No. **215,194**, dated May 6, 1879; application filed July 31, 1878.

To all whom it may concern:

Be it known that I, ALEXANDER WINSTON, of Fayette, in the county of Fayette and State of Iowa, have invented a new and useful Improvement in Show-Case and Cheese-Box Combined; and I do hereby declare that the following is a full, clear, and exact description of the invention, which will enable others skilled in the art to which it pertains to make and use the same, reference being had to the accompanying drawings, and to the letters of reference marked thereon, which form a part of this specification, in which—

Figure 1 is a perspective, Fig. 2 a vertical section, and Fig. 3 a plan view of the bottom, of a case constructed according to my invention.

a is the case, made semicircular, octagonal, or of any other suitable contour, and it is composed of the upper and lower compartments, *b c*, provided with glass fronts *b¹ c¹*, and separated by the partition *a²*, the whole being supported on the base *a¹*, of same contour as the said case. The base *a¹* is extended to the rear and made a complete circle or octagon, as desired, thus giving a broad base for the device and providing facilities for a cheese-box in the lower part, as hereinafter described.

In the construction of cheese-boxes it is necessary, in order to secure facilities for cutting and handling the cheese, that the door or cover be so constructed and applied that it can be turned over or swung around on its hinges, so as to uncover about one-half of the bottom, thereby giving room for the cutting of the cheese.

In my device I have provided a cover, *b³*, composed of a top, *g*, and skirt-board *g¹*, by preference circular in form, and made on a slightly less radius than the casing *a*, so that it may be swung around inside of the compartment *b*, fitting closely against the frame of the latter.

The cover *b³* is pivoted at its center, by a bolt, *b⁴*, to the partition *a²*, and the lower edge of its vertical side slides in a groove, *b⁵*, formed in the base *a¹*, surrounding the movable cheese-rest or bottom *e*. The bottom or cheese-rest *e* is made smooth on its upper surface, and rests of its own gravity within the casing, as will be clearly understood by reference to Fig. 2.

The bottom *a¹* has formed in it a circular groove, *d*, in which I place a number of small round balls, *d¹*, (by preference shot,) of suitable size, which support the secondary bottom *e*, in which is made a groove, *e¹*, corresponding to the groove *d*. The secondary bottom revolves freely on the balls *d*, and is held by a central pin, *e²*, projecting from its center downward into a suitable socket, *e³*, in the bottom *a¹*, so that it cannot be knocked or pulled out of place when the door *b³* is open. The bottom *e* is provided with a series of holes, *e³*, in which may be inserted rods *e⁴*, on which to exhibit any article desired when the lower compartment is used as a show-case.

The upper compartment is made to correspond in form with and to extend over the front half, *b²*, of the under compartment, *b*. It is provided in its rear side with a door, *e²*, through which are put the articles to be exhibited.

While this case may be employed to exhibit articles of any description, it is more particularly adapted for use by grocers. The upper compartment is adapted to exhibit such articles as sugar, coffee, tea, &c. The under compartment is adapted for a cheese-box. The cheese is placed on the revolving bottom *e*, and as a part is cut away the bottom is turned so as to bring it into position for the next cut, or when a part of the cheese has been cut off the cut portion can be turned readily to the front, so that its quality may be seen through the glass *b¹*. In Figs. 4, 5, and 6 are shown substantially the same device with slight modifications, as shown in Figs. 1, 2, and 3. The modifications will be readily understood by reference to the drawings.

The casing may be ventilated by means of suitable openings *f* in the bottom and *f¹* in the top of the door *b³*, covered with gauze-wire, or by suitable valves *f²*, as shown.

The loose balls *d¹* move freely in their seats or grooves *d*, and adapt themselves to any shifting of the weight placed on the bottom *e*. When the weight is chiefly on one side of the bottom the pressure on the balls will be such as will cause the greater number of them to be carried under the heavier side, and thus increase the support at the point where most needed.

Having described my invention, what I claim, and desire to secure by Letters Patent, is—

The improved cheese-box, composed of the semicircular case *b*, circular base *a*¹, having groove or channel *b*⁵ and recess *e*³, semicircular cover *b*³, pivoted at its center, and sliding in the groove *b*⁵ within the case *b*, revolving cheese-rest *e*, having bearing-pin *e*², and friction-balls *d*¹, held in suitable grooves in the

base *a*¹ and bottom *c*, all arranged to operate substantially as and for the purposes set forth.

In testimony that I claim the foregoing as my own I affix my signature in presence of two witnesses.

ALEXANDER WINSTON.

Witnesses:

A. W. CALLENDER,

ALLEN GILL.