

L. R. SHIPMAN.
Bill-File.

No. 215,248.

Patented May 13, 1879.

Fig. 1.

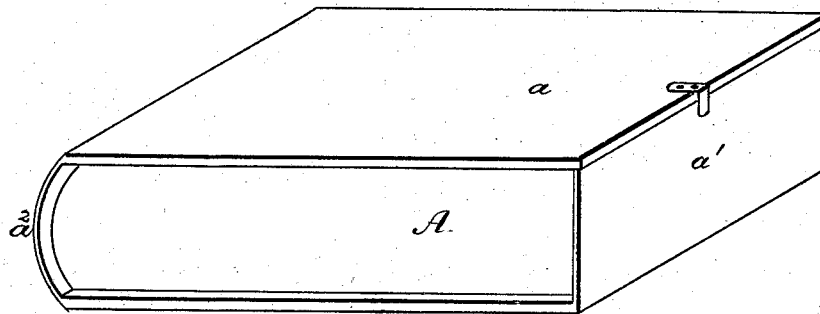


Fig. 3.




Fig. 4.


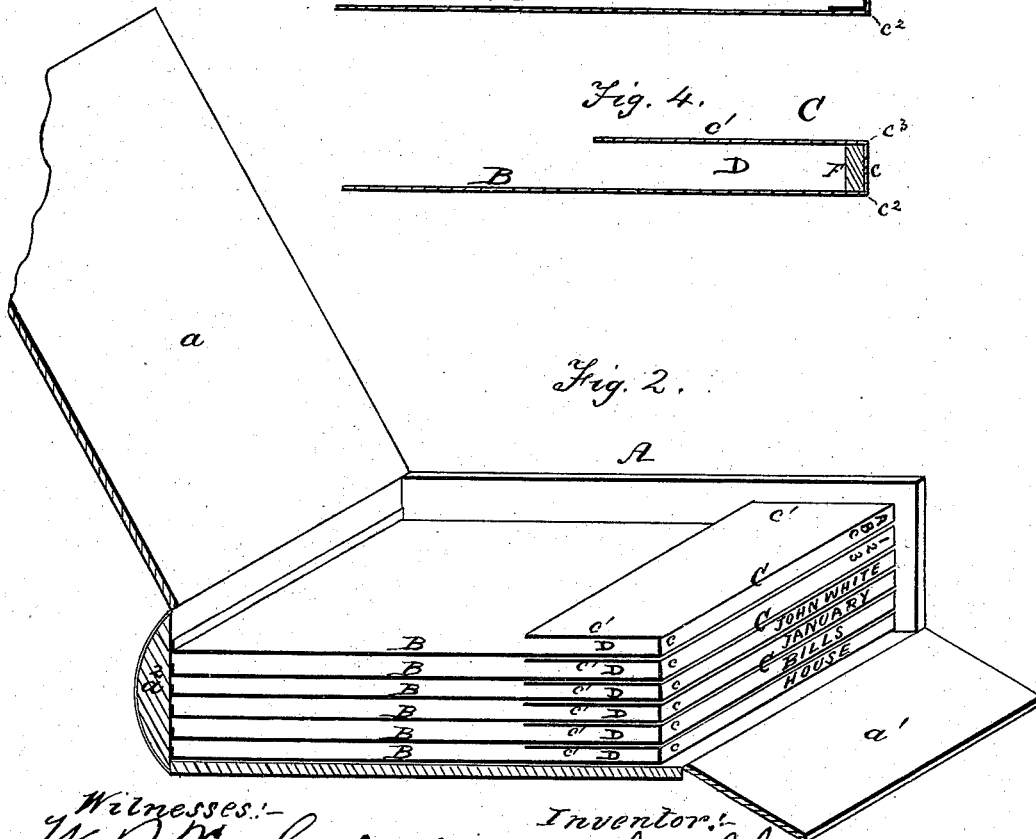


Fig. 2.



Witnesses:-
W. P. X. Smith
A. B. Simonds

Inventor:-
L. R. Shipman

UNITED STATES PATENT OFFICE.

LIZZIE R. SHIPMAN, OF NEW YORK, N. Y.

IMPROVEMENT IN BILL-FILES.

Specification forming part of Letters Patent No. **215,248**, dated May 13, 1879; application filed February 24, 1879.

To all whom it may concern:

Be it known that I, LIZZIE R. SHIPMAN, of the city, county, and State of New York, have invented certain new and useful Improvements in Cases or Devices for Holding Letters, Invoices, and similar loose papers or documents; and I do hereby declare the following to be a full, clear, and exact description of the same.

My invention relates to an improved case or device for holding and filing away letters, bills, invoices, and similar loose papers or documents in alphabetical, numerical, or chronological order.

According to my invention I make a main or outer case or receiver by preference of such construction and external finish that when closed up it shall represent a bound volume or book. This outer case or receiver may be formed of wood, mill-board, paper, or other suitable substance and finish externally to suit the taste of the user.

The front and top pieces of the external case or receiver are hinged or connected so as to fold or fall back, in order to expose the interior of the device. The interior of the device is filled with a series of leaves or partitions, by preference, permanently hinged at one end, and at suitable distances apart to the interior of the back of the outer case or receiver, while at their forward ends the leaves or partitions are formed with rectangular extensions, or otherwise so connected that while they form a front to the leaves or partitions they also form a return flap extending over the leaves or partitions, thereby forming a receptacle for papers or documents.

The outside of the fronts of the rectangular extensions are provided with alphabetical, numerical, or chronological indications arranged to meet the wants of the user.

The following is a description of what I consider the best means of carrying out my invention.

Figure 1 represents an external perspective view of my device when closed. Fig. 2 represents a similar perspective view, partly in section, representing the device when open. Figs. 3 and 4 are detailed views of parts separately.

Similar letters of reference are employed to

indicate corresponding parts wherever they occur.

A represents the main or outer case or receiver, which, in the arrangement shown in the drawings, is constructed and finished so as to represent a book when closed, as seen in Fig. 1.

The top *a* and front edge-piece *a'* of the case A are hinged, as shown, so as to allow of their turning or folding back, as shown by Fig. 2, in order to give free access to the interior.

The interior of the device is fitted with a series of leaves or partitions, B, permanently hinged at one end at suitable distances apart to the interior of the back *a''* of the case A, while at their forward ends the leaves or partitions have formed on, affixed, or hinged to them the rectangular extensions C, which are so constructed that, while the parts *c* form fronts to the leaves or partitions, the parts *c'* form partial return-flaps extending over the leaves or partitions B, thereby forming separate receptacles D for papers or documents.

The outer sides of the parts may be provided with letters of the alphabet, numbers, dates, names, or other signs, or indications, as shown, for facilitating the filing away papers in, or reference to, the different receptacles D contained in the case A.

The leaves or partitions B and their extensions C may be formed in one piece from stiff paper, card-board, or other material capable of being folded into the desired shape, as indicated, and, when so folded, of hinging on the creases at *c'' c'*, so that the parts *c c'* may be folded out flat.

The creases *c'' c'* may be strengthened by a lining of extra paper, cloth, leather, or other suitable material, as shown at E in Fig. 3.

The part *c* may be also provided with a wood or other stiffener or backing, as shown at F in Fig. 4.

The case A may be finished externally in leather, cloth, or other material, or it may be polished, paneled, stained, or otherwise ornamented, according to the substance of which it is composed and the taste of the maker or user.

Modifications may be made in the form and construction of the case A, and the leaves or

partitions B may be of different form, and attached to one of the sides in place of the back of the case A.

In place of applying the extra material or hinges on the inside, as shown at E in Fig. 3, the said strengthening material or hinges may be applied on the exterior.

Having thus described my invention, I would have it understood that I do not claim, broadly, a case or receiver, A, provided with hinged leaves or partitions B, adapted to separate or keep apart letters or other documents placed in the case A; but

What I do claim, and desire to secure by Letters Patent, is—

1. In a device for holding letters or other papers or documents, an internal series of

leaves or partitions, B, provided with hinged or otherwise suitably-connected extensions C, substantially as shown and described.

2. In a device for holding letters or other papers or documents, the combination, with an external case, A, of an internal series of leaves or partitions, B, each provided with a hinged or suitably-connected extension, C c c', forming a series of separate receptacles, D, substantially as shown and described.

In witness whereof I have hereunto set my hand this 10th day of February, 1879.

LIZZIE R. SHIPMAN.

Witnesses:

W. P. X. SMITH,
A. B. SIMONDS.