

L. HELLMAN.  
Heating-Stand.

No. 215,356.

Patented May 13, 1879.

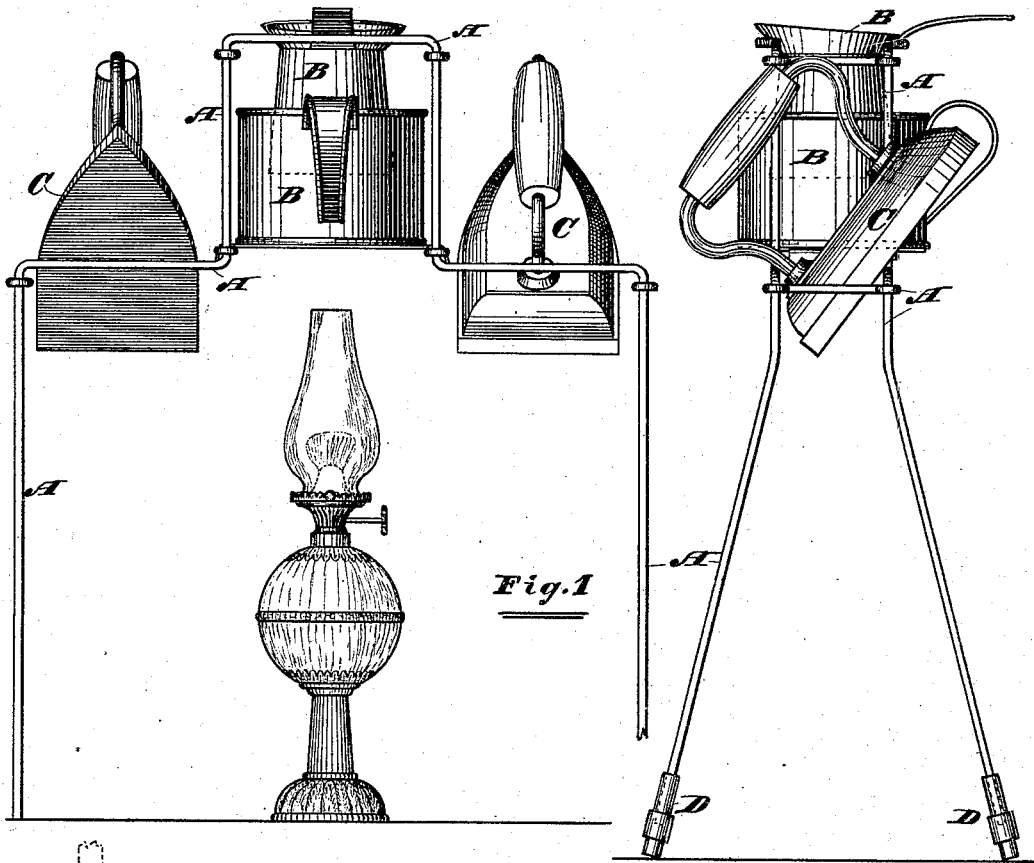


Fig. 1

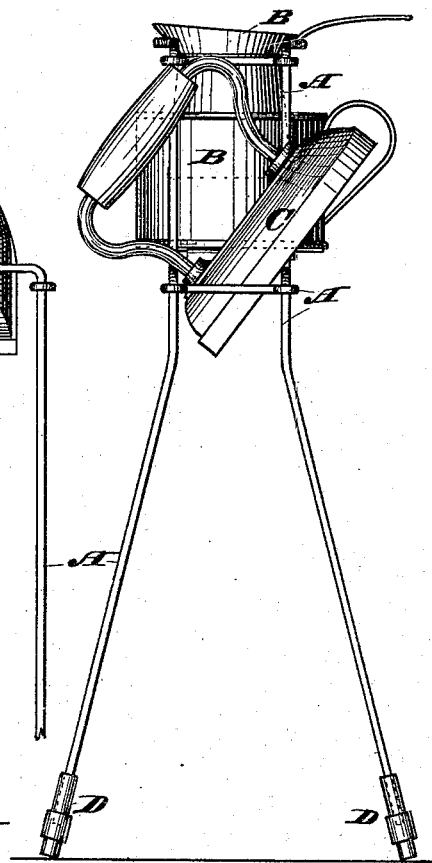


Fig. 2

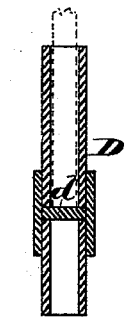


Fig. 5

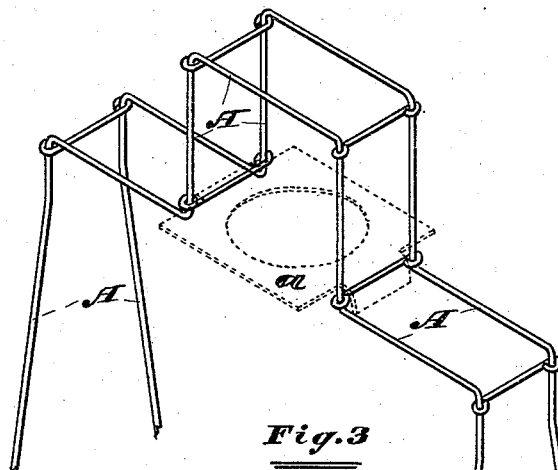


Fig. 3

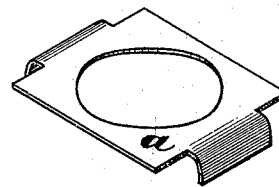


Fig. 4

Attest:

W. L. Baker.  
D. J. Givof

INVENTOR:

Louis Hellman  
By L. B. Coupland & Co.  
Attorneys.

# UNITED STATES PATENT OFFICE.

LOUIS HELLMAN, OF CHICAGO, ILLINOIS.

## IMPROVEMENT IN HEATING-STANDS.

Specification forming part of Letters Patent No. **215,356**, dated May 13, 1879; application filed February 27, 1879.

*To all whom it may concern:*

Be it known that I, LOUIS HELLMAN, of Chicago, in the county of Cook and State of Illinois, have invented certain new and useful Improvements in Heating-Stands, of which I hereby declare the following to be a full description of the construction and operation, which will enable others to make use of and understand the same, reference being had to the accompanying drawings, forming a part of this specification, in which—

Figure 1 is a side elevation; Fig. 2, an end view of the same; Fig. 3, a perspective of the stand, and Figs. 4 and 5 sectional details.

The object of this invention is to provide an improved device by means of which the heat given out by the common kerosene-lamp may be utilized for various purposes.

The nature of my improvement consists in constructing from heavy wire a skeleton stand of the form herein shown, for supporting over a lamp or lamps sad-irons, and vessels for heating water and preparing sand and water baths.

In the drawings, A represents a skeleton wire stand, providing suitable rests for different articles while being heated by a lamp or lamps placed underneath the same, as in the manner illustrated in Fig. 1 of the drawings. C C are sad-irons placed in position for heating, and B B represent inner and outer vessels for heating liquids, and illustrating the manner of preparing sand and water baths. *a* is a removable rest, placed in the middle of the stand, as shown by the dotted lines in Fig. 3 of the drawings. This rest may be removed and a taller lamp used, and the vessel or arti-

cle to be heated being placed upon the highest part of the stand.

D represents a tubular extension, to be placed upon the lower ends of the legs of the stand, for the purpose of shortening or lengthening the same, as the height of different lamps may require. Said extension-piece is provided with the stop *d*, as shown in Fig. 5 of the drawings. This stop being considerably nearer one end than the other, by removing and reversing the same the stand is adjusted to different heights, so as to admit of the use of lamps of various sizes.

The stand, as herein shown, is so constructed as to give room for a number of articles at the same time, and utilize the heat of one or more lamps, as may be required.

The sad-irons are inclined, so as to allow the heat to strike the lowest part first, and then follow along the surface of the same to the highest point.

Having thus described my invention, what I claim, and desire to secure by Letters Patent, is—

The skeleton wire stand A, of the form and construction herein shown, combined and adapted to be used in connection with an ordinary kerosene-lamp, and also adapted to support various articles to be heated, and arranged as described, so as to utilize the heat of one or more lamps at the same time, substantially as described.

LOUIS HELLMAN.

Witnesses:

L. B. COUPLAND,  
D. C. MIROF.