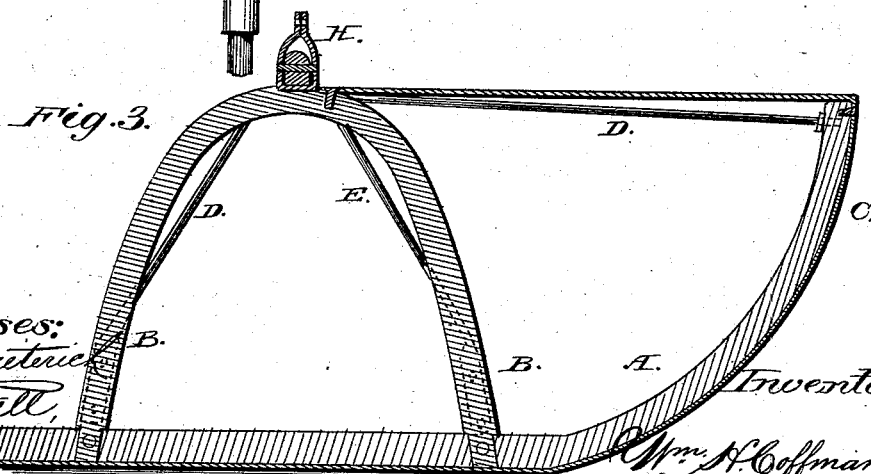
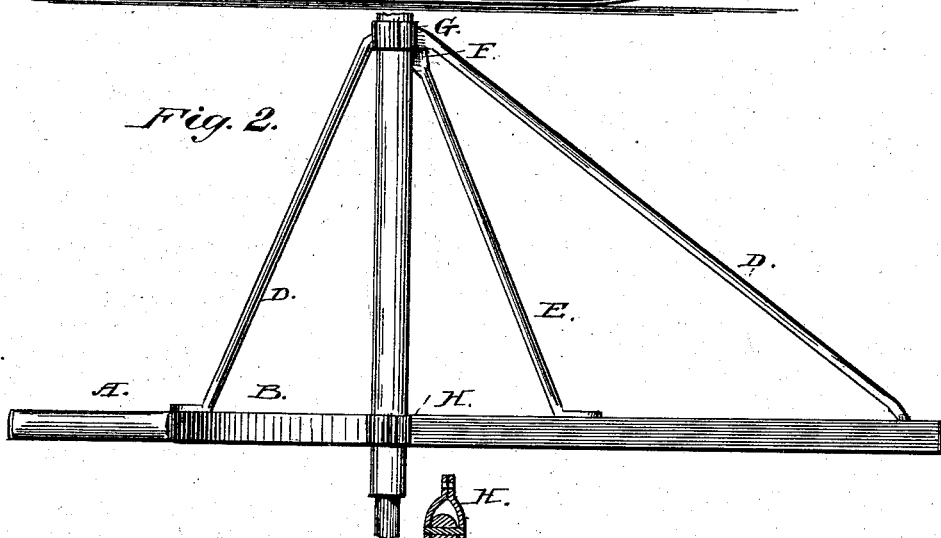
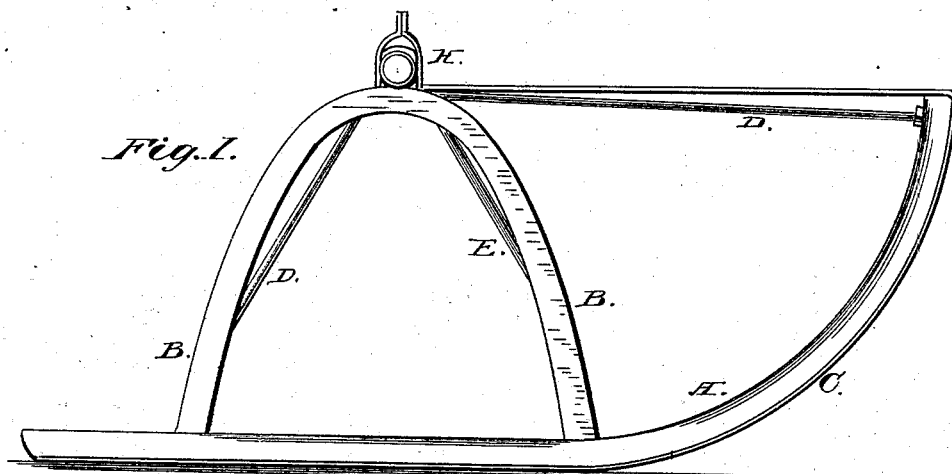


W. H. COFFMAN.
Sled-Runner.

No. 215,436.

Patented May 20, 1879.



Witnesses:

Edw. G. Dietrich,
J. R. Littell,

Inventor,

Wm. H. Coffman,
By C. A. Snow & Co.
attys.

UNITED STATES PATENT OFFICE

WILLIAM H. COFFMAN, OF NEWARK, OHIO.

IMPROVEMENT IN SLED-RUNNERS.

Specification forming part of Letters Patent No. **215,436**, dated May 20, 1879; application filed April 8, 1879.

To all whom it may concern:

Be it known that I, WILLIAM H. COFFMAN, of Newark, in the county of Licking and State of Ohio, have invented certain new and useful Improvements in Sled-Runners; and I do hereby declare the following to be a full, clear, and exact description of the invention, such as will enable others skilled in the art to which it appertains to make and use the same, reference being had to the accompanying drawings, and to letters of reference marked thereon, which form a part of this specification, and in which—

Figure 1 is a side view. Fig. 2 is a top view, and Fig. 3 is a vertical sectional view.

Corresponding parts in the several figures are denoted by like letters of reference.

This invention relates to sled-runners adapted to be attached to the axles of wheeled vehicles; and it consists in certain improvements in the construction of the same, which will be hereinafter fully described, and particularly pointed out in the claim.

In the drawings, A represents the bob or runner, which is constructed in the usual manner of a piece of wood bent into the proper shape. A bent wooden arc, B, is secured upon the runner A, which is shod with a strip, C, of iron or other metal, which is extended to reach from the front end or nose of the runner to the top of arc B, thus forming a brace for the latter. A metallic brace, D, extends laterally from the nose of the runner, in a rearward direction, to a point lying in a plane with the

top of arc B. From thence it extends downward to the rear end of said arc, where it is secured. Another brace, E, secured to the front end of the arc, extends upwardly to the point F, at which the brace D is bent, at which point the brace E is secured by a bolt. A clip, G, is secured to the braces D E at the point at which they are connected, and another clip, H, is secured on top of arc B.

From the drawings hereto annexed, in which a portion of the axle of a vehicle is shown, the operation of my invention will be readily understood. After detaching the wheels the axle is embraced by the clips G H, which are secured by means of screws or bolts, and which secure the runner firmly in position. The braces D E give perfect firmness and rigidity to the attachment, and the brace-strip C gives strength and solidity to the parts.

Having thus described my invention, I claim and desire to secure by Letters Patent of the United States—

The runner A, having arc B and shoe and brace-strip C, in combination with the braces D E and clips G H, when arranged as herein described, for the purpose shown and specified.

In testimony that I claim the foregoing I have hereunto set my hand.

WILLIAM H. COFFMAN.

Witnesses:

JOEL M. DENNIS,
H. R. BURNER.