

W. H. JONES.
Spinning-Top.

No. 215,458.

Patented May 20, 1879.

Fig. 1.

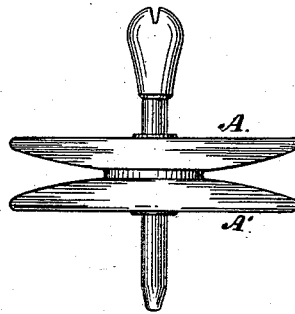


Fig. 2.

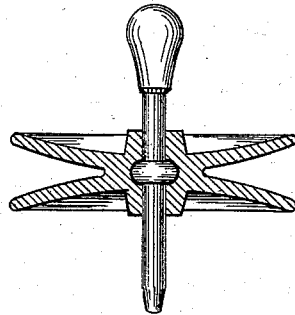


Fig. 3.

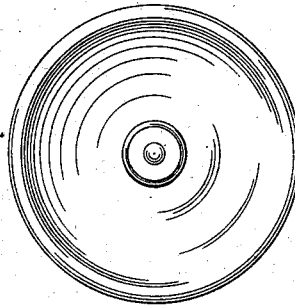


Fig. 5.

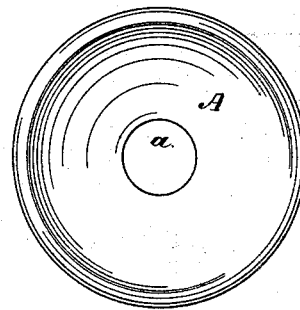
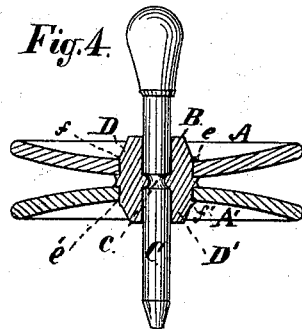


Fig. 4.



Witnesses:

Henry Eichling.
Millard F. Clifton

Inventor

Walter H. Jones

UNITED STATES PATENT OFFICE.

WALTER H. JONES, OF BROOKLYN, NEW YORK.

IMPROVEMENT IN SPINNING-TOPS.

Specification forming part of Letters Patent No. **215,458**, dated May 20, 1879; application filed April 1, 1879.

To all whom it may concern:

Be it known that I, WALTER H. JONES, of Brooklyn, Kings county, in the State of New York, have invented a new Top, the same being described in these specifications, reference being had to the drawings accompanying the same, in which—

Figure 1 is a side view of my invention; Fig. 2, a sectional view, showing one of the modifications employed in constructing it; Fig. 3, an end view; Fig. 4, a sectional view of Fig. 1, and Fig. 5 one of the disks employed in constructing my improved top.

My invention consists of an improved top, constructed of two disks or curved circular plates, which are so constructed and fastened together as to revolve independent of the shaft or spinning-spindle, and yet having their bearing on the shaft, and the two disks fastened onto a shaft or cylinder, between which disks and on which cylinder space is left for winding the cord, by which motion is imparted to the disks, cylinder, and spinning-shaft when quickly unwound.

Hitherto, in winding the string on tops, the string has always been wound around on the shaft. In my invention the string is not so wound, as I shall now show.

A A' are two disks or circular plates of metal, Fig. 5, curved from their center outward, and a small portion removed from their center, leaving the circular space *a*. B is a cylinder, of the same shape as shown in Fig. 4, which is cast around the spinning-shaft C. The spinning-shaft C is pointed at one end and notched at the other, and has its central portion hollowed out, as seen at *c*, so that when the cylinder is cast around the spinning spindle or shaft it leads into the hollow *c*, and thus gives a bearing to the cylinder B as it revolves around the spinning-shaft.

D D' are the two ends of the cylinder B, being of much less diameter when first constructed than the center of the cylinder. Over the two ends are placed the circular disks, the back of the one to the back of the other, which disks rest upon the shoulder, as seen in Fig. 4, at *e e'*. After the disks are placed the two

ends D D' are drilled or stamped down by a die over the sides of the circular plates A A', forming above the said plates the heads *f f'*, by which means the plates or disks are held securely in place, and leaving between said disks the space on the cylinder B, as seen at *h*, Fig. 4, in which space the cord or string is wound. Now, by winding the spinning-cord tight on and around the cylinder B at *h*, and resting the spinning end of the shaft on the surface to be spun on, and holding the top-end of the shaft in the hand, by pulling the string quickly the disks or plates are revolved upon the shaft; then, by loosing the upper end of the shaft, the whole top revolves.

In Fig. 2 I have shown a modification in the manner of obtaining a bearing on the shaft C by the disks, by casting the disks and cylinder in one piece around a ball or bilge formed on the shaft B.

My invention may be variously modified without departing from the principle of my invention.

What I claim as my invention, and desire to secure by Letters Patent, is—

1. A spinning-top composed of the two disks or circular curved plates A A', shaped as shown, in combination with the cylinder B and spinning-shaft C, the said disks A A' and cylinder B having a motion independent of the said spinning-shaft C, as and for the purpose specified.

2. A spinning-top composed of the two disks A A', shaped as shown, in combination with the cylinder B and spinning-shaft C, hollowed at *c*, providing a bearing for the cylinder B, as and for the purpose described.

3. A spinning-top composed of two circular disks, shaped as shown, having a movement independent of the movement of the spindle on which they have a bearing, which top is caused to revolve by winding the string around the cylinder B and quickly unwinding the same, as shown and described.

WALTER H. JONES.

Witnesses:

B. S. CLARK,
HENRY EICHLING.