

B. F. YOUNG & C. S. BOOTS.
Steam-Generator for Cooking Purposes.

No. 215,498.

Patented May 20, 1879.

Fig. 1.

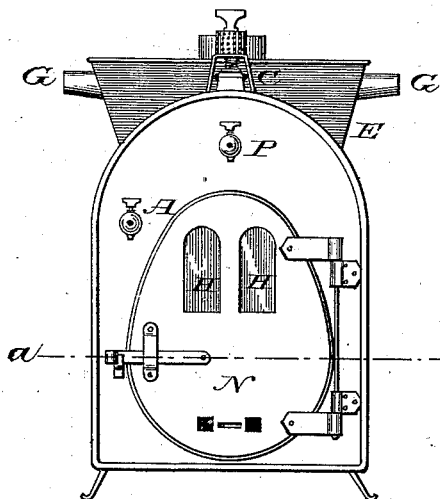


Fig. 2.

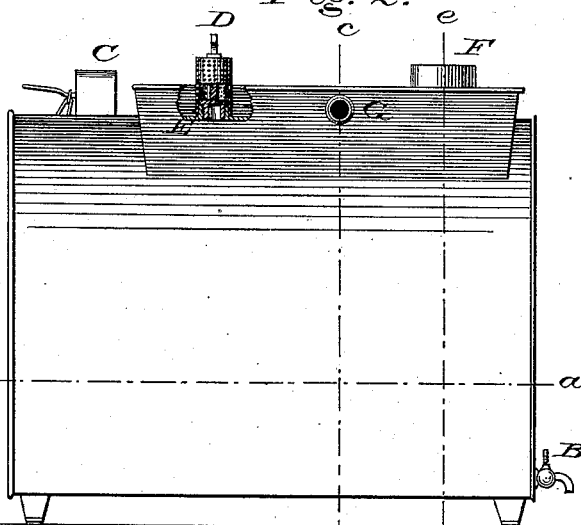


Fig. 4.

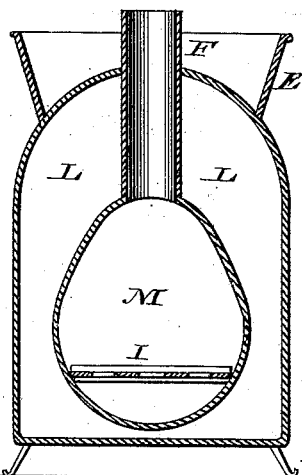


Fig. 5.

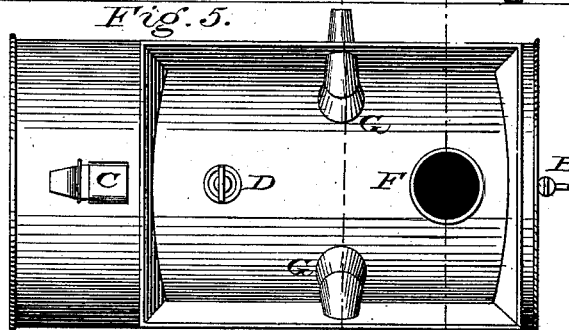


Fig. 6.

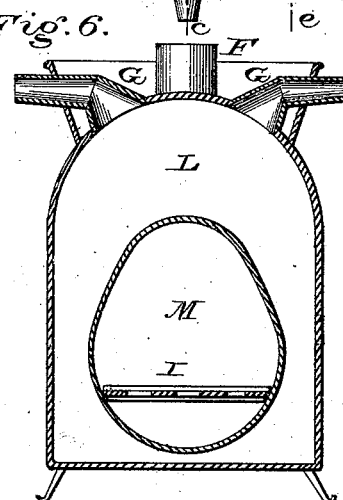



Fig. 7.



Witnesses:

D. L. F. Linn
Thomas Bagne

Inventor.

Benjamin F. Young
Calvin Boots

B. F. YOUNG & C. S. BOOTS.
Steam-Generator for Cooking Purposes.

No. 215,498.

Patented May 20, 1879.

Fig. 3.

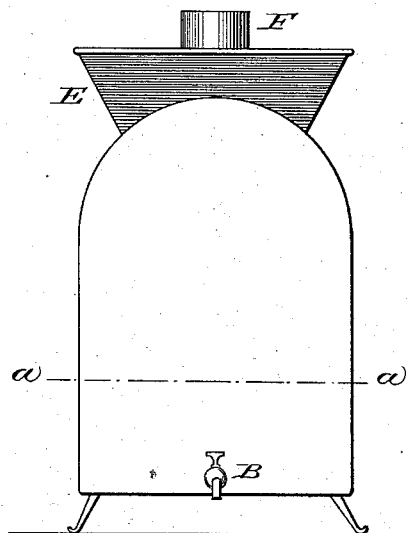


Fig. 8.

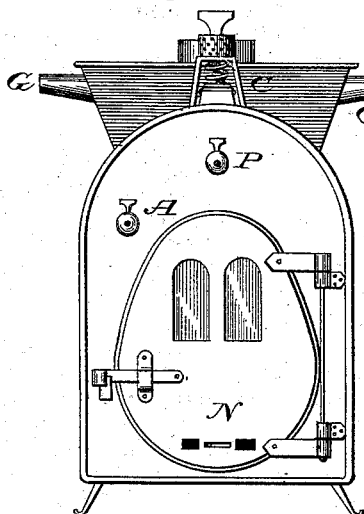
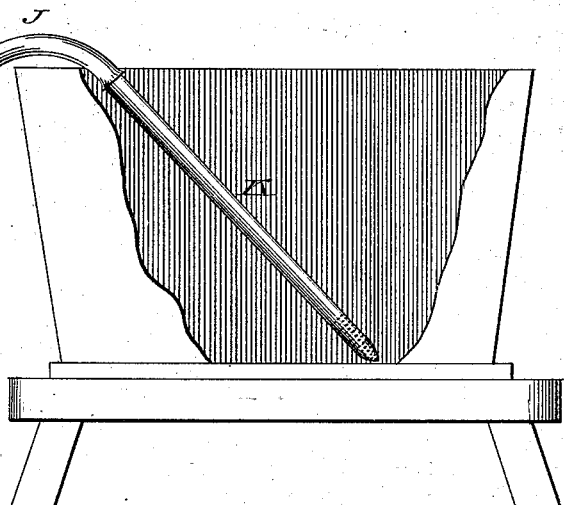


Fig. 9.



Witnesses:

D. L. Shine
Thomas Bayne

Inventor:

Benjamin F. Young
Caleb S. Boots.

UNITED STATES PATENT OFFICE.

BENJAMIN F. YOUNG AND CALEB S. BOOTS, OF MARION, INDIANA.

IMPROVEMENT IN STEAM-GENERATORS FOR COOKING PURPOSES.

Specification forming part of Letters Patent No. **215,498**, dated May 20, 1879; application filed October 30, 1878.

To all whom it may concern:

Be it known that we, BENJAMIN F. YOUNG and CALEB S. BOOTS, of Marion, county of Grant, and State of Indiana, have invented a new and useful Improvement in Steam-Generators for Cooking Purposes, which improvement is fully set forth in the following specification, reference being had to the accompanying drawings.

The object of our invention is the generation of steam in the generator, Fig. 8, to be conducted by means of a rubber tube, J, and a metal tube, K, to a vessel, Fig. 9, (not attached to the generator,) in which any operation of cooking may be performed by the steam that can be performed by boiling, or in which vessel, Fig. 9, any liquid may be boiled by means of the steam introduced from the generator.

The exterior of the generator is shown by Figs. 1, 2, 3, and 5, and the interior by Figs. 4, 6, and 7, Fig. 4 being a vertical section on line *ee*, Fig. 6 a vertical section on line *cc*, and Fig. 7 a horizontal section on line *aa*. It is made of galvanized iron, (with the exception of the door N and grate I,) and consists of a horizontal fire-box, M, in the form of a cylindroid, surrounded, except in front, by a horizontal boiler, L L L, with a draft-pipe, F, at the rear end, flanged in and riveted to the fire-box, and passing upward through the boiler, to which it is also riveted, making it water and steam tight.

A and P are cocks, to show the quantity of water in the boiler. The water must not become lower than cock A, else the fire-box will burn, and not higher than cock P, or there will be no vacuum for the steam.

On top of the boiler is a rectangular reservoir, E, in which water is heated, and, when required, is let into the boiler through an opening closed by a screw-plug, D, and surrounded by a perforated cylinder, which serves as a

strainer to keep all dirt from the boiler, and also as a guide for the plug D. The steam being generated in the boiler passes off through the ducts G G, and is conducted into the vessel, Fig. 9, by means of a rubber tube, J, and a metal tube, K.

C is a safety-valve, held down by a spiral spring. B is a faucet, to withdraw the water from the boiler. N is the door to the fire-box, made of cast-iron, containing mica panels H H. I is the grate in the fire-box, which extends the full length of the fire-box, with sufficient space below for removing ashes.

We are aware that apparatuses for cooking by steam have been used heretofore; but by reason of the greater capacity of the fire-box for fuel, and its whole exterior surface being directly exposed to the water in the boiler, we claim that our generator will produce more steam in less time, and at less expense, than any other now in use.

Fig. 9 may be any vessel, such as a kettle, barrel, or box, containing the article to be cooked or liquid to be boiled. A pipe, J, may be attached to each of the ducts G at the same time, and they may be used for the same or different purposes; or only one need be used and the other closed.

We claim as our invention—

The horizontal fire-box M, the two ducts G G, the reservoir E, the two cocks A and P, the perforated cylinder around the screw-plug D, and the grate I.

The above specification of our said invention signed and witnessed at Marion, in the county of Grant and State of Indiana, this 26th day of October, A. D. 1878.

BENJAMIN F. YOUNG.
CALEB S. BOOTS.

Witnesses:

JOSEPH MORROW,
JOHN H. ZAHN.