

W. H. REIFF.
Toy-Detonator.

No. 215,543.

Patented May 20, 1879.

Fig. 1.

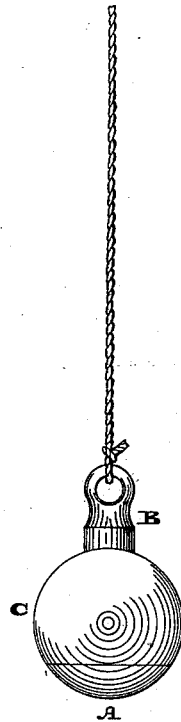


Fig. 2.

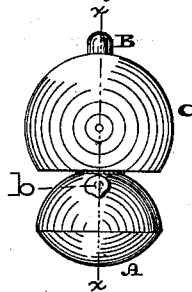


Fig. 3.

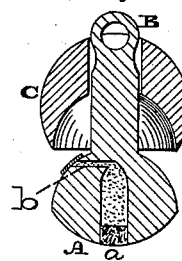
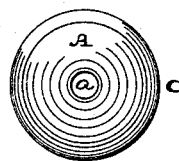


Fig. 4.



Witnesses:

Ac. P. Grant

H. P. Fischer

Inventor:

Wm. H. Reiff,
by *John A. Diederichsen*
ATTORNEY.

UNITED STATES PATENT OFFICE.

WILLIAM H. REIFF, OF PHILADELPHIA, PENNSYLVANIA.

IMPROVEMENT IN TOY DETONATORS.

Specification forming part of Letters Patent No. **215,543**, dated May 20, 1879; application filed April 15, 1879.

To all whom it may concern:

Be it known that I, WILLIAM H. REIFF, of the city and county of Philadelphia, and State of Pennsylvania, have invented a new and useful improvement—a Toy Bomb and Alarm—which improvement is fully set forth in the following specification and accompanying drawings, in which—

Figure 1 is a side view of the bomb and alarm embodying my invention. Fig. 2 is a similar view, the parts being separated. Fig. 3 is a vertical section in line *x x*, Fig. 2. Fig. 4 is a bottom view thereof.

Similar letters of reference indicate corresponding parts in the several figures.

My invention consists of a barrel and a hammer, which, guided thereon, is adapted to explode the charge of the barrel when the latter strikes an object against which it is directed, whereby a toy bomb or alarm is produced.

Referring to the drawings, A represents the barrel, consisting of a head or block of metal, formed with a bore, *a*, and a vent, *b*, leading out at the side of the head.

From the barrel, at what may be termed the "breach," there projects a guide or stem, B, on which is fitted a sliding hammer, C, having a central opening to receive said stem, the inner face of the hammer being of the contour of the adjacent face of the barrel; and attached to the stem is a cord or wire, for purposes of suspension and operation of the device, the normal position of the barrel being vertical.

The barrel is loaded with a cartridge or powder and wad, the hammer drawn back from the barrel, a paper cap, wafer, or other fulminate placed over the vent *b*, and the hammer restored against the barrel, the hammer thus resting against and holding the fulminate in position.

The device as charged is now ready for service. It may be let go from the hand and

dropped as a toy bomb on the floor, pavement, or other sufficiently hard substance, and as the barrel strikes the same the concussion between the barrel and hammer, either by the sudden arrest of the barrel or inertia of the hammer, explodes the fulminate and discharges the barrel. The same result is produced by suspending the device in proximity to a door or shutter, so that when the latter is opened the former is released and drops on the floor, whereby an alarm is sounded.

The barrel may also be discharged at night, the report being utilized as a signal for an officer, help, &c., or as means of frightening cats and other disturbing animals.

The bore of the barrel opens downward, and the vent is at the side, whereby when the barrel strikes the object the fire is prevented flashing laterally; and as the hammer overhangs the vent, the fire from the latter is covered by the hammer, whereby there is no liability of injuring surrounding objects, and no danger of flying pieces of the wad and cap. The hammer retains its position by gravity, and thus also holds the fulminate over the vent of the barrel.

Having thus described my invention, what I claim as new, and desire to secure by Letters Patent, is—

1. The barrel having a bore, *a*, opening downward, and a vent, *b*, at its side, in combination with a gravitating-hammer, C, fitted on the barrel and overhanging said vent, substantially as and for the purpose set forth.

2. The barrel A, with stem B, and the sliding hammer C, combined and arranged to operate substantially as and for the purpose set forth.

WILLIAM H. REIFF.

Witnesses:

JOHN A. WIEDERSHEIM,
JNO. A. BELL.