

W. S. REED.
Toy-Wagon

No. 215,677.

Patented May 20, 1879.

Fig. 1

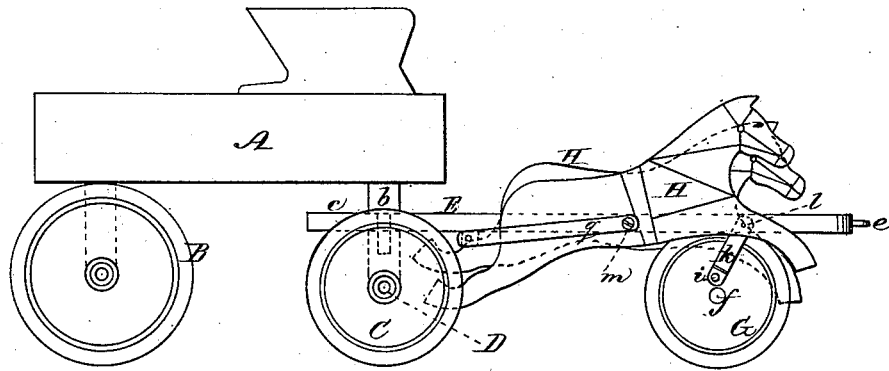


Fig. 2

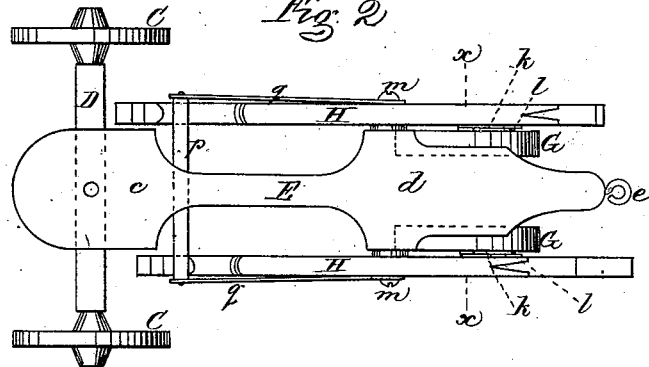
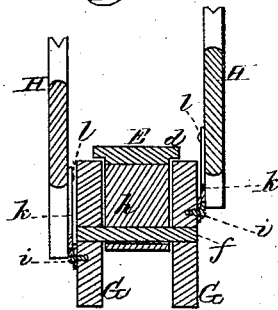


Fig. 3



Witnesses;
W. J. Cambridge
Chas. E. Griffin

Inventor,
William S. Reed
per P. E. Teschemacher
Atty

UNITED STATES PATENT OFFICE.

WILLIAM S. REED, OF LEOMINSTER, MASSACHUSETTS.

IMPROVEMENT IN TOY WAGONS.

Specification forming part of Letters Patent No. **215,677**, dated May 20, 1879; application filed April 14, 1879.

To all whom it may concern:

Be it known that I, WILLIAM S. REED, of Leominster, in the county of Worcester and State of Massachusetts, have invented an Improved Toy Wagon and Horses, of which the following is a full, clear, and exact description, reference being had to the accompanying drawings, making part of this specification, in which—

Figure 1 is a side elevation of my toy wagon and horses. Fig. 2 is a plan of the forward wheels and axle, together with the tongue and horses. Fig. 3 is a vertical section on the line *xx* of Fig. 2.

My present invention consists in a toy wagon provided with a tongue or pole, having its inner end constructed to form a rocker-plate or fifth-wheel, the front end of the tongue being supported on a pair of wheels, each of which actuates, through the medium of a crank-pin and pitman, the figure of a horse, which is pivoted at or near the center of its body to the side of the tongue, an oscillating or galloping motion being thus imparted to the horses as the wagon is drawn along, whereby much amusement is afforded to children.

To enable others skilled in the art to understand and use my invention, I will proceed to describe the manner in which I have carried it out.

In the said drawings, A represents the body of a toy wagon, having two pairs of wheels, B C, the axle D of the front pair being made to swivel, as usual, on a vertical pin. (Seen dotted.)

To the front axle, D, is secured a flat tongue or pole, E, the inner end, *e*, of which presents a broad flat surface or platform for the rocker or head-block *b*, at the front end of the body A, to rest on, thus forming a rocker-plate or fifth-wheel.

The front portion, *d*, of the tongue is made wide, like the inner end, *e*, and to its pointed extremity is secured an eye, *e*, to which a cord

may be fastened, by which to draw the wagon along.

The front portion, *d*, of the tongue E is supported on a pair of wheels, G G, the axle *f* of which revolves in a long bearing, *h*, secured to the under side of the tongue; and to a crank-pin, *i*, on the side of each wheel is connected the lower end of a pitman, *k*, the upper end of which is pivoted at *l* to the inner side of a figure of a horse, H, pivoted at or near the center of its body by a screw, *m*, to the side of the portion *d* of the tongue; and thus as the wagon is drawn along by the child, an oscillating or galloping motion is imparted to the horses H H on opposite sides of the tongue, the wheels G G being firmly secured to the opposite ends of the axle *f*, and the crank-pins *i* being set in such a position with respect to each other that when the head of one horse is up the other is down, and vice versa, a simple and inexpensive toy being thus furnished, which will afford much pleasure and amusement to children.

To the under side of the tongue E is secured a cross-bar, *p*, to the opposite ends of which are attached the traces *q*, which are also fastened to the horses H at *m*.

What I claim as my invention, and desire to secure by Letters Patent, is—

The combination, with a toy wagon, of the tongue E, with its inner end, *e*, constructed to form a rocker-plate or fifth-wheel, and having its wide front portion, *d*, supported on a pair of wheels, G G, arranged to impart, by means of crank-pins *i* and pitmen *k*, an oscillating or galloping motion to a pair of horses, H H, pivoted to opposite sides of the tongue E, all arranged to operate substantially as set forth.

Witness my hand this 9th day of April, A. D. 1879.

WILLIAM S. REED.

Attest:

D. ANN BENNETT,
JAMES BENNETT.