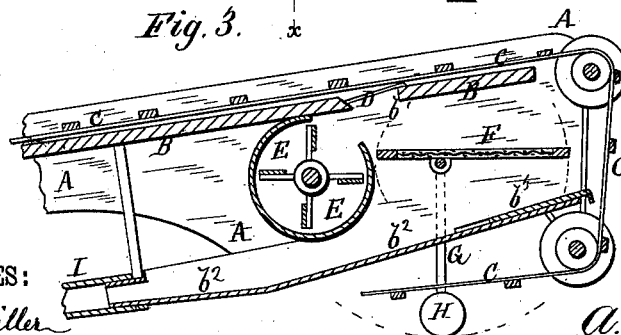
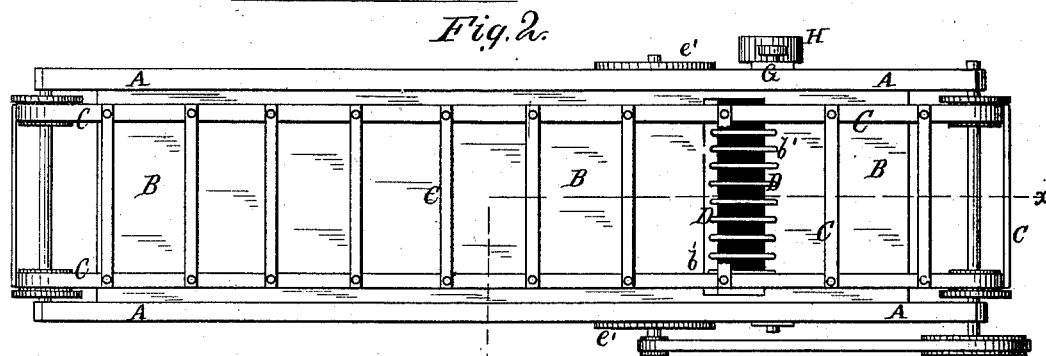
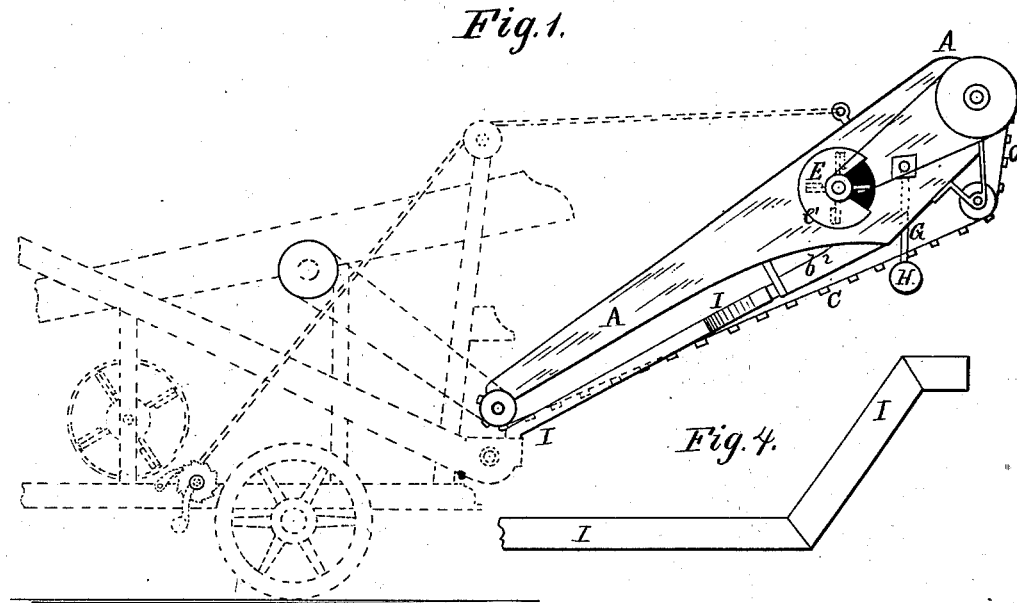


A. W. MEYER.
Straw-Elevator for Thrashers and Separators.
No. 216,209. Patented June 3, 1879.



WITNESSES:
Henry N. Miller
C. Sedgwick

INVENTOR:
A. W. Meyer
BY *Mum & Co*
ATTORNEYS.

UNITED STATES PATENT OFFICE.

ALFRED W. MEYER, OF LABADDIE, MISSOURI.

IMPROVEMENT IN STRAW-ELEVATORS FOR THRASHERS AND SEPARATORS.

Specification forming part of Letters Patent No. **216,209**, dated June 3, 1879; application filed March 31, 1879.

To all whom it may concern:

Be it known that I, ALFRED WILLIAM MEYER, of Labaddie, in the county of Franklin and State of Missouri, have invented an Improved Straw-Elevating Attachment for Grain Thrashers and Separators, of which the following is a specification.

Figure 1 is a side view of the stacker of a thrashing-machine to which my improvement has been applied. Fig. 2 is a top view of the same. Fig. 3 is a detail sectional view of the same, taken through the line *x x*, Fig. 2. Fig. 4 is a detail view of the spout.

Similar letters of reference indicate corresponding parts.

The object of this invention is to improve that class of stacker attachments for thrashing machines used to prevent grain from being carried by and with the straw to the stack and thus wasted, which shall be simple in construction and effective in operation.

The invention consists in the combination of a fan-blower, a pivoted screen held in a horizontal position by a weighted arm, and a conductor-spout with a stacker having a cross-slot in its floor, as hereinafter fully described.

A represents the frame; B, the floor, and C the endless belt of the stacker, which receives the straw and chaff from the thrasher and deposits them upon the stack. The stacker is connected with the thrasher and raised and lowered in the usual way.

In the upper part of the floor B of the stacker is formed a cross-slot, *b*¹, which has wires D placed over it, the said wires running longitudinally with the said stacker, so that any loose grain that may be passing up with the straw may drop through the said slot *b*¹, while the straw passes on to the stack.

To the frame A, a little below and in the rear of the slot *b*¹, is secured the case of a fan-blower, E, the discharge-spout of which is in its upper forward part, so that the grain in falling through the slot *b*¹ must fall through the blast from the said blower.

F is a screen, placed in front of the fan-blower E, so as to receive the grain as it falls from the slot *b*¹, and which is pivoted to the frame A. One of the pivots of the screen F projects; and to it is attached the end of an arm, G, which has a weight, H, attached to its other end, which weight should be made so heavy as to hold the screen F in a horizontal position however the inclination of the stacker be changed.

As the grain falls from the screen F it falls upon an inclined bottom, *b*², down which it slides to the spout I, through which it passes to an elevator, by which it is carried to and discharged upon the feed-table of the thrasher.

The spout I is made with an offset, so that it may pass out at the side of the stacker, and is detachable, so that it may pass out at either side of the stacker, as required.

The carrier C is driven from the thrasher in the usual way, and the fan-blower E is driven from the carrier by pulleys and a belt.

Air is admitted to the fan-blower E through holes in the frame A, which holes are provided with dampers *e*¹, so that the blast may be regulated as may be required. The bottom board, *b*², may be provided with a sliding extension, *b*³, which may be adjusted to prevent the grain from being blown over by the blast.

Having thus described my invention, I claim as new and desire to secure by Letters Patent—

1. The combination of the fan-blower E, the pivoted screen F, and the conductor-spout I with the stacker having a slot, *b*¹, in its floor B, substantially as and for the purpose set forth.

2. The pivoted screen F, provided with the weighted arm G H, in combination with a stacker having a slot, *b*¹, in its floor B, substantially as and for the purpose set forth.

ALFRED WILLIAM MEYER.

Witnesses:

JULIUS KAHRMANN,
HERMANN SACHSENROEDER.