

C. W. HILTON.
Bosom Ironing-Board.

No. 216,274.

Patented June 10, 1879.

Fig. 1

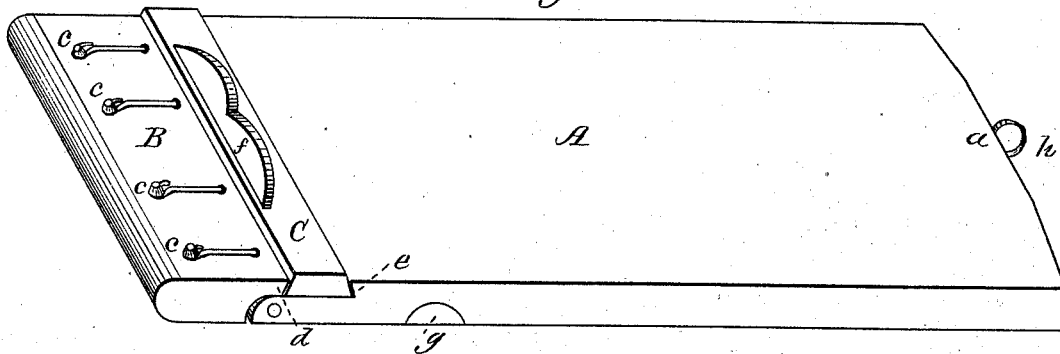


Fig. 2

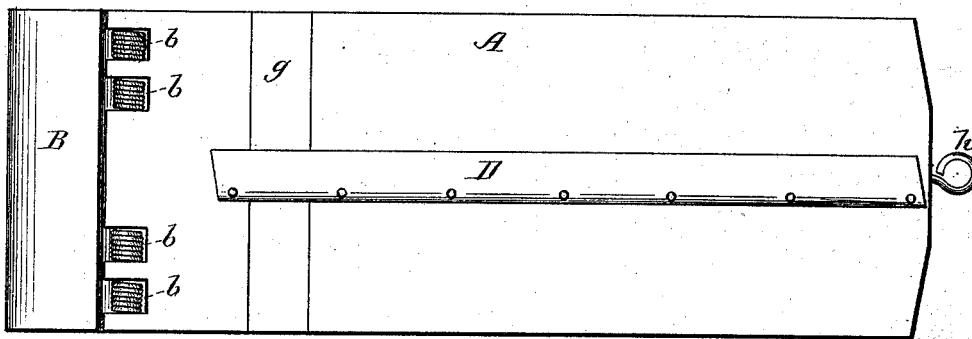
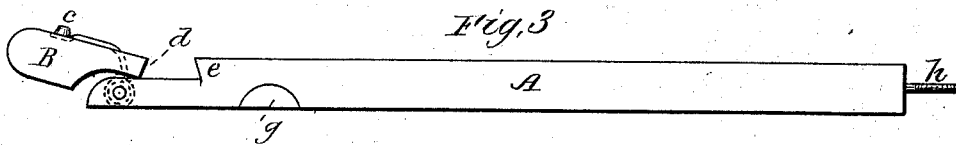


Fig. 3



WITNESSES.

Wm. E. Blighant
Geo. B. Porter.

INVENTOR

Charles W. Hilton,
per
Chas. H. Fowler,
Atty

UNITED STATES PATENT OFFICE

CHARLES W. HILTON, OF BACON HILL, NEW YORK.

IMPROVEMENT IN BOSOM-IRONING BOARDS.

Specification forming part of Letters Patent No. **216,274**, dated June 10, 1879; application filed April 10, 1879.

To all whom it may concern:

Be it known that I, CHARLES W. HILTON, of Bacon Hill, in the county of Saratoga and State of New York, have invented certain new and useful Improvements in Bosom-Ironing Boards; and I do hereby declare that the following is a full, clear, and exact description of the invention, which will enable others skilled in the art to which it appertains to make and use the same, reference being had to the accompanying drawings, and to letters of reference marked thereon, which form a part of this specification.

Figure 1 is a perspective view of the board; Fig. 2, a bottom-plan view, and Fig. 3 a side elevation.

This invention has relation to an improved ironing-board, to which the shirt may be readily applied, and then secured in a stretched state for ironing.

The object of the present invention is to construct the ironing-board so that the shirt can be adjusted and held thereon without wrinkling it, and admitting of the neck-band of the shirt to be drawn down, where it should be, to give comfort to the wearer, and ironed in that position.

The general construction of the ironing-board and its several parts will be hereinafter described, and subsequently pointed out in the claim.

In the accompanying drawings, A represents the board, of rectangular form, the upper end, *a*, thereof being shaped to fit the shoulders of the shirt and secure uniform tension upon the fabric.

To the bottom or opposite end of the board A is secured a clamp, B, actuated by suitable springs *b*. The clamp is held to the end of the board by the wires forming the springs passing up through the same, and secured to a headed nail, *c*.

I do not, however, desire to be understood as confining myself to the form of springs shown, as any of the well-known forms of springs may be adapted to the purpose.

The edge of the clamp B is inclined at *d*, which, together with the inclined shoulder *e*, formed upon the board A, presents a recess

running across the board, in which fits a wedge-shaped holding-bar, C, provided upon its upper face with a suitable handle, *f*, for sliding the bar out or into the recess.

The clamp B, by the action of the springs, is caused to close upon the bar with a great degree of force and securely fasten the cloth in the groove or recess. Upon the under side of the board is a strip of felt or other thick cloth, so that the cloth covering ordinarily used around the ironing-boards may be secured thereto by stitching it to the felt strip D, thereby preventing the necessity of tacking it to the board, the stitching admitting of the covering being drawn much tighter than when using nails or tacks.

A strip, *g*, is secured to the under side of the board to prevent its warping; but, if desired, said strip may be dispensed with.

In using the board, the neck-band of the shirt is buttoned, and the bar C removed by pressing down upon the clamp B. The board is now passed under the bosom of the shirt, the ring *h* acting as a guide in dividing the board under the bosom, and enabling the operator to adjust it rapidly. After the linen is drawn down smooth and moderately tight, the clamp is pressed down by taking it between the fingers or in any other convenient manner, which downward movement of the clamp increases the tension upon the bosom. The cloth is now pressed into the groove or recess formed by the inclined edge *d* and shoulder *e*. At the same time the bar C is placed therein, after which the pressure upon the clamp is released, the springs forcing the edge *d* thereof against the inclined edge of the bar, firmly holding it in place upon the cloth and within the recess, the bosom now being in position for ironing.

In place of the particular form of recess, a semicircular recess may be used or other form, the holding-bar being of corresponding shape to fit the particular shape of recess, and, as before stated, the springs *b* may be variously modified, either double or single, and connected to the clamp and end of the board in any convenient manner so long as they operate to force the clamp against the bar C to hold it within the recess.

Having now fully described my invention, what I claim as new, and desire to secure by Letters Patent, is—

The board A, formed with inclined shoulder *e*, and the spring-clamp B, with inclined edge *d*, in combination with the dovetail holding-bar C, substantially as and for the purpose specified.

In testimony that I claim the foregoing as my own I affix my signature in presence of two witnesses.

CHARLES W. HILTON.

Witnesses:

GEORGE WASHBURN,
I. C. WASHBURN.