

C. S. CALDWELL.  
Copy-Holder.

No. 216,654.

Patented June 17, 1879.

Fig. 1.

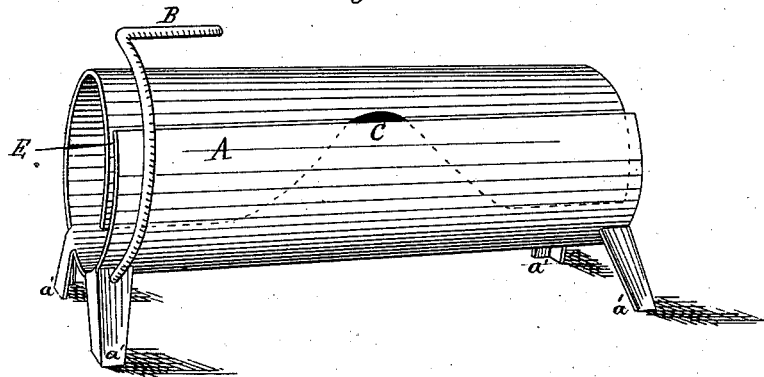


Fig. 2.

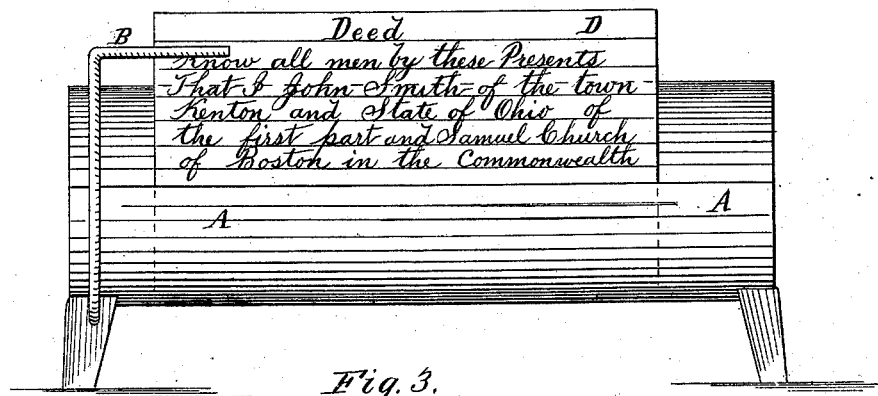
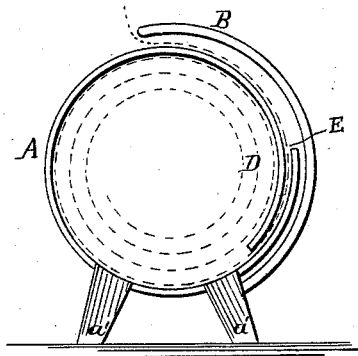


Fig. 3.



WITNESSES:

*Henry N. Miller*  
*C. Sedgwick*

INVENTOR:

*C. S. Caldwell*  
BY *Mum & Co*  
ATTORNEYS.

# UNITED STATES PATENT OFFICE.

CHARLES S. CALDWELL, OF WICHITA, KANSAS, ASSIGNOR TO ALBERT A. HYDE, OF SAME PLACE.

## IMPROVEMENT IN COPY-HOLDERS.

Specification forming part of Letters Patent No. **216,654**, dated June 17, 1879; application filed April 2, 1879.

### *To all whom it may concern:*

Be it known that I, CHARLES STEWART CALDWELL, of Wichita, in the county of Sedgwick and State of Kansas, have invented a new and Improved Copy-Holder, of which the following is a specification.

Figure 1 is a perspective view of the copy-holder. Fig. 2 is a front elevation of the same, indicating the manner of using it. Fig. 3 is an end view, indicating its use.

Similar letters of reference indicate corresponding parts.

The object of this invention is to provide a device for holding deeds and other instruments of writing while they are being copied, or for holding any manuscripts, prints, &c.

The invention consists of a plate of sheet metal rolled up until the edges overlap each other an inch, or thereabout, so as to form a sheet-metal tube, A, a convenient size for which would be about a foot in length by about three inches in diameter. This tube is supported on legs *a' a'*, formed from and being an integral part of the sheet-metal tube, as shown. Attached to one of the legs is the stout wire B, bent upward so as to conform with the curve of the tube A, and having its free end turned aside at a right angle in the direction of the axis of the tube or cylinder. This wire serves as a guide to direct the paper

backward when unrolling. One end of the sheet of metal is so fashioned that when it is rolled up an opening or slot, C, presents itself about midway of the length of the tube. This is for the purpose of allowing a document to be more readily inserted in the tube by first placing a corner of it in this slot. D shows a deed partly drawn out of the holder and in a most convenient position to be copied. Any paper is inserted by placing one corner or edge of it in the slot or in the longitudinal opening E and gradually pressing it in with the hand, while the holder remains stationary.

The device is most simple, cheap, and effective, and is a most serviceable one for registrars, recorders, lawyers, and all copyists.

Having thus fully described my invention, I claim as new and desire to secure by Letters Patent—

The herein-described copy-holder, consisting of the sheet-metal tube A, supported on feet *a'*, formed from and being an integral part of the said tube, and provided with the longitudinal opening E, and the central opening, C, and the guard B, substantially as and for the purpose set forth.

CHARLES STEWART CALDWELL.

Witnesses:

MAURICE W. LEVY,  
CHARLES A. WALKER.