
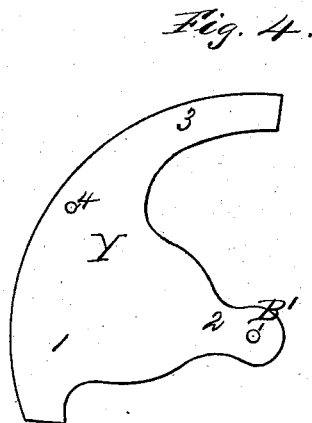

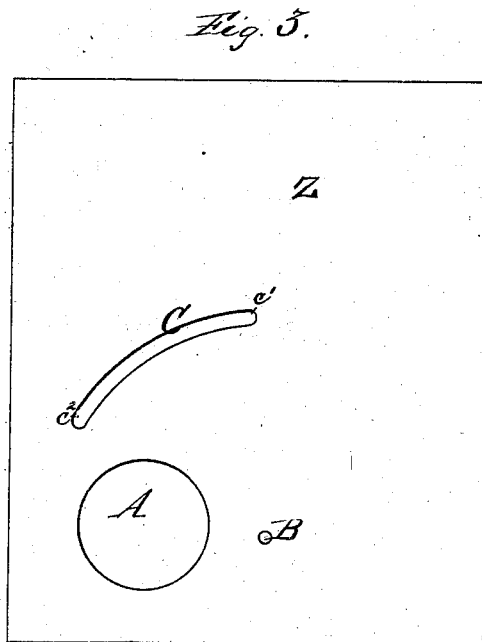
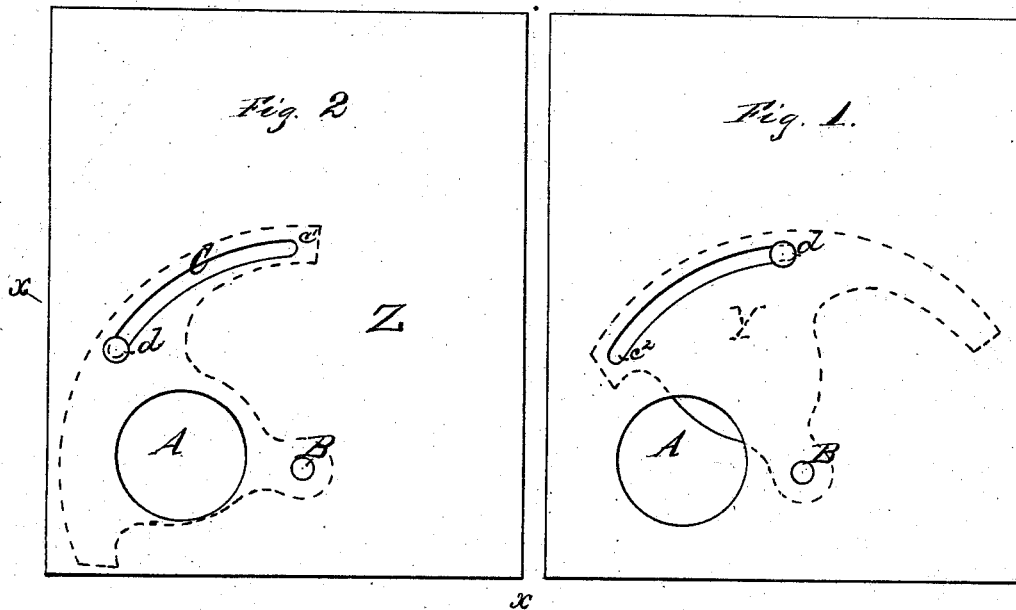


J. F. TYRRELL.  
Can.

No. 216,985.

Patented July 1, 1879.



Witnesses.  
W. L. Bennet.  
Baron Hingham

Inventor.  
John F. Tyrrell  
by J. F. Tyrrell  
his atty.

# UNITED STATES PATENT OFFICE.

JOHN F. TYRRELL, OF NEW YORK, N. Y.

## IMPROVEMENT IN CANS.

Specification forming part of Letters Patent No. **216,985**, dated July 1, 1879; application filed December 7, 1878.

### *To all whom it may concern:*

Be it known that I, JOHN F. TYRRELL, of the city, county, and State of New York, have made a new and useful Improvement in Cans, of which the following is such full, clear, and exact description as will enable others skilled in the art to which it most nearly appertains to make and use the same when taken in connection with the accompanying drawings, in which—

Figure 1 is a top view of my improved can open. Fig. 2 is a like view of the same closed. Figs. 3 and 4 are views of the cover and slide. Fig. 5 is a sectional view of the parts on the line *x x* of Fig. 2. Fig. 6 is a variation in the slide-handle.

The object of my invention is to provide a can for grits, meals, dry paints, or other powdered material that may be readily opened and closed, and that when closed will not be liable to come open accidentally.

The cover *Z* of the can has a hole or opening, *A*, cut in it, preferably near the corner of the cover, and the small pivot-hole *B* made a short distance from it, and the circularly-cut slot *C* made about the pivot-hole *B*, and further from it than the hole or opening *A* is.

The piece or slide *Y* is made of the form shown in Fig. 4, having the body portion 1, the arm 2, in which the pivot-hole *B'* is made, and the arm or extension 3.

The two parts, the cover *Z* and the slide *Y*, are riveted together through the holes *B* and *B'* in the respective pieces.

A stud or handle, *d*, is riveted fast in the hole 4 of the piece or slide *Y*, and extends through the slot *C* in the cover *Z*, forming a handle, which may be moved through the arc of the slot *C*, by which the slide is turned around the pivot *b* in the pivot-holes *B B'*.

The stud *d* may be made with a shoulder projecting over the cover *Z*, so as to keep the slide *Y* up in close contact with the cover *Z*; or the cover and slide may be held together at this point by a hollow rivet or eyelet, and a

loose stud, *n*, with enlarged ends placed in it, so that it may be raised to make the handle, and pushed down when the cans are to be packed together. (See Fig. 6.)

The form of the slide *Y* is such that, when the handle or rivet *d* is moved to the extreme end of the slot *C*, as to *c'*, the slide *Y* will be moved from in front of the hole or opening *A*, making the opening free, as shown in Fig. 1; and when the handle *d* is moved to the other end of the slot *C*, as to *c''*, the slide is moved so as to be brought across the opening *A*, thereby closing it, as shown in Fig. 2, the slide pivoting at the point *B'*.

When the slide is in the first position—that is, so as to make clear the opening *A*, as at Fig. 1—the slot *C* is closed by part of the slide *Y* being over it, and when the slide is in the other or open position the slot is closed by the part 3 of the slide *Y*, it being an arc of the same circle as the slot *C*. Thus the slot *C* in the cover *Z*, through which the handle *d* passes and works, is always closed by the slide *Y*.

The parts are best made of sheet-brass or tin, but may be formed of pasteboard or similar material.

What I claim as new, and desire to secure by Letters Patent, is—

1. The combination of a can-cover having in it an opening closed by a pivoted slide, which also closes the slot in the cover through which the handle that moves the slide passes, whether the slide be across the opening or not, substantially as specified and set forth.

2. The combination of a can-cover having in it an opening closed by a pivoted slide, which also closes the slot through which the handle that moves the slide passes when the slide is across the opening, substantially as specified and set forth.

J. F. TYRRELL.

Witnesses:

JOHN M. BURT,  
GEO. C. PENHALLOW.