

J. H. FLYNN.  
Wisp-Broom.

No. 218,251.

Patented Aug. 5, 1879.

Fig. 1.

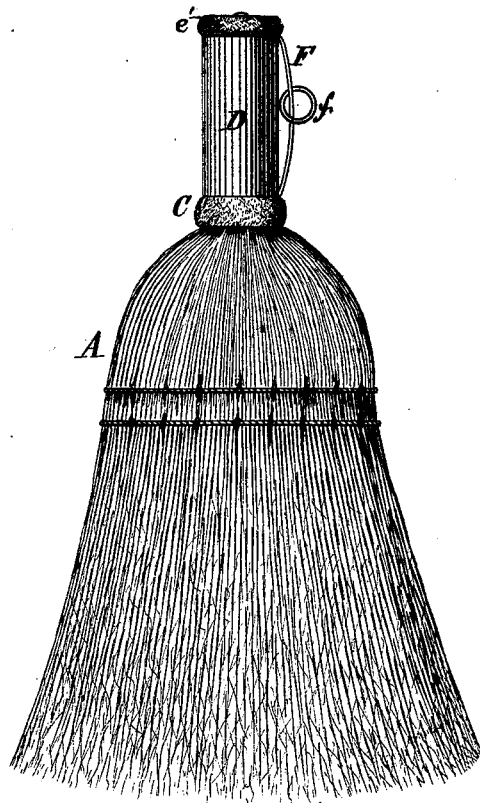


Fig. 2.

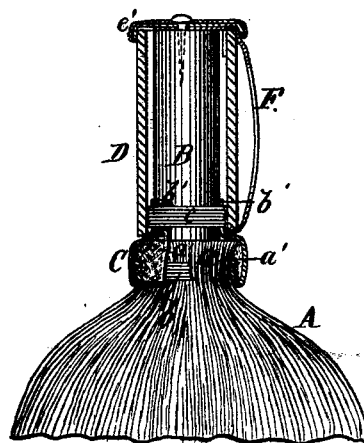
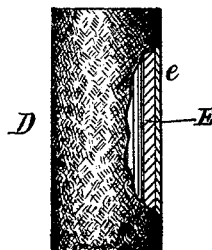


Fig. 3.



Fig. 4.



WITNESSES:

Henry N. Miller  
C. Sedgwick

INVENTOR:

J. H. Flynn  
BY *M. H. C.*  
ATTORNEYS.

# UNITED STATES PATENT OFFICE.

JAMES H. FLYNN, OF SCHENECTADY, NEW YORK.

## IMPROVEMENT IN WISP-BROOMS.

Specification forming part of Letters Patent No. **218,251**, dated August 5, 1879; application filed June 27, 1879.

*To all whom it may concern:*

Be it known that I, JAMES H. FLYNN, of Schenectady, in the county of Schenectady and State of New York, have invented a new and Improved Wisp-Broom, of which the following is a specification.

This invention relates to improvements in the manner of securing caps on the wisp-broom, and to improvements in the construction of the handles and loops for holding the suspension-ring of the wisp. The object thereof is to enable a cap of velvet or other similar material to be fastened in a neat and secure manner without exposing the fastening-wire, and economize the construction of the handle without hurting its appearance.

My invention consists in fastening the under edge of the cap to the wisp by wrapping it with wire, and then drawing the cap up over the wire and fastening its upper edge by wrapped wire, which is concealed within the lower end of the handle. Secondly, it consists of a handle made of a paper tube wrapped or covered with velvet or other fabricated material adapted to fit over the wooden stock to which it is secured by glue or tacks, &c., and a cap-piece nailed to the upper end of the stock; also of a loop, having its lower end fastened under the lower edge of the handle, and its upper end under the cap-piece.

In the accompanying drawings, Figure 1 is a wisp provided with my improvements. Fig. 2 is a vertical section of the handle and cap-piece exposing the construction. Fig. 3 represents the cap-piece nailed over the upper end of the handle, and Fig. 4 represents my improved handle, partly in section.

Similar letters of reference indicate corresponding parts.

Referring to the drawings, A represents the wisp-broom, having the butts of the broom-corn or other material fastened around a wooden stock, B, to form the neck *a*. C is the cap placed over the butts. It is composed of a ring of velvet or other similar material applied in the following manner: It is slipped over the stock wrong-side out until the lower edge *a'* is against the neck. Wire *b* is then wrapped around this end to fasten it to the neck. The cap is then turned up over the

wire, bringing its right side out, and the upper end, *b'*, is turned over the neck against the stock, and fastened down by wire *c* wrapped around it. The cylindrical handle D being slipped down over the stock, its lower end passes over the upper wrapped end of the cap, and completely conceals it from view, as in Fig. 1.

The handle is composed of a cylinder, E, Fig. 4, adapted to be passed over the stock B. This cylinder is covered with a casing of velvet, *e*, or of other suitable material to give a neat appearance to the handle. It is fastened to the stock with glue and otherwise secured, and a neat finish given to its upper end by a cap-piece, *e'*, nailed to the stock.

F is the improved loop for the suspensory ring *f*. The upper end of this loop is held under the cap *e'*, while its lower end is inserted under the lower end of the handle, or under the wire that fastens down the cap, and glued at the same time therewith. This furnishes a strong and neat connection for the ring *f*.

By this arrangement an economical and neat appearance and finish are given to the wisp-broom, and a handle is applied, neat, light, serviceable, and economical, and the suspensory ring is connected with it in such a manner as to retain its connection a great length of time, and enable the wisp to be hung up more easily than is now done.

The manner of fastening the cap over the butts of the straw, may also be applied to large brooms, as a finish.

Instead of gluing the handle to the wooden stock, it may be secured by tacks, or in any other suitable manner.

Having thus described my invention, I claim as new and desire to secure by Letters Patent—

1. As an improvement in wisp-brooms, the cap C, having its lower end, *a'*, secured to neck *a* by a wire, *b*, while its body is drawn up over the said wire and its upper end, *b*, secured to the stock B by a wire, *c*, in combination with wisp A, and cylindrical handle D, adapted to slip down over the stock, and rest upon the upper edge of cap C, so as to conceal the wire *c*-fastening the upper end of the cap to the stock, whereby a cap is furnished

made of velvet or other similar material, where-  
in the mode of its fastening is entirely con-  
cealed, substantially as described.

2. The handle D, composed of a cylinder, E,  
and a covering, *e*, of velvet or other similar  
material, and adapted to slip down over the  
stock, in combination with the stock B, cap-  
piece *e'*, fastened over its upper end to hold  
it on the stock, and cap C, fastened to the neck  
and stock so as to conceal its fastening-wires,  
substantially as described.

3. In combination with the cylindrical han-  
dle D, cap-piece *e'*, and cap C, the loop F, for  
the suspensory ring *f*, the said loop having its  
lower end fastened between the handle and  
the wires *c* surrounding the upper end of cap  
C, and its upper end fastened under cap-piece  
*e'*, substantially as described.

JAMES H. FLYNN.

Witnesses:

E. E. KINGSMAN, .

WM. J. VAN EPPS.