

E. HAIMAN.
Bale-Tie.

No. 218,260.

Patented Aug. 5, 1879.

Fig. 1.

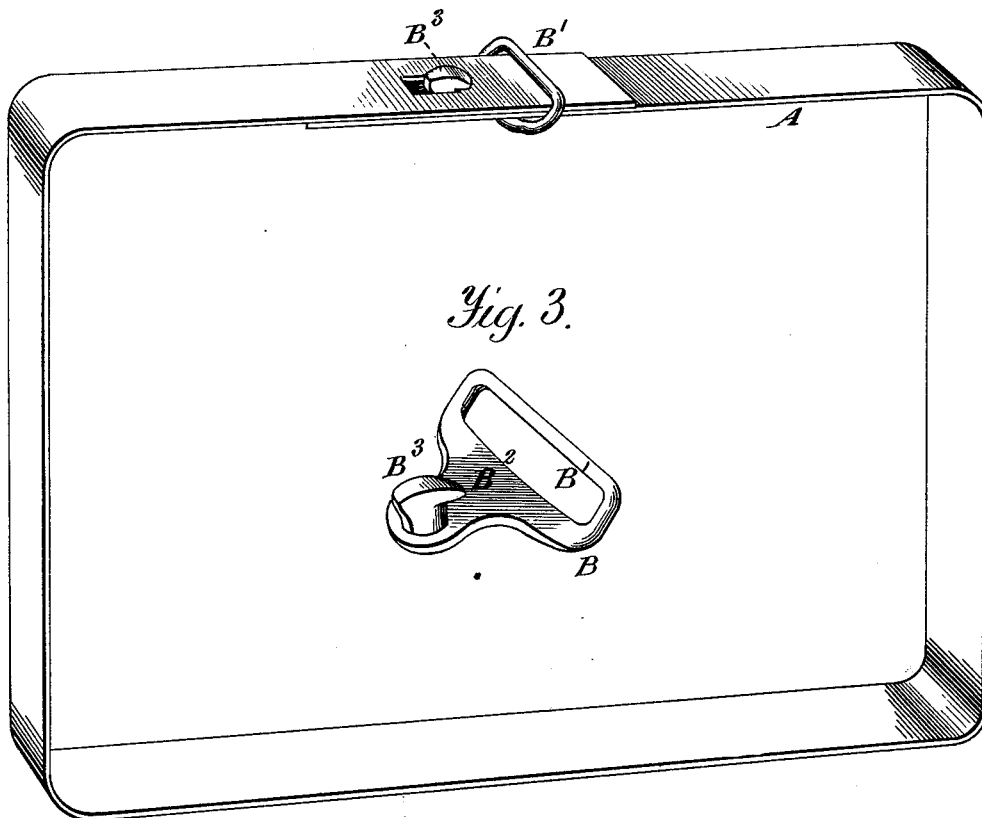


Fig. 3.

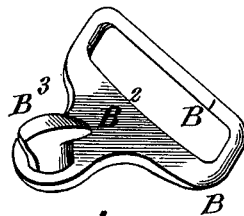
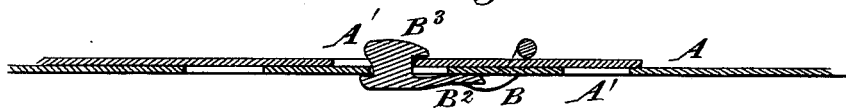


Fig. 2.



Witnesses.
A. Rupprecht,
John A. Mason.

E. Haiman
Inventor:
By D. P. Sweeney,
Attys.

UNITED STATES PATENT OFFICE.

ELIAS HAIMAN, OF ATLANTA, GEORGIA.

IMPROVEMENT IN BALE-TIES.

Specification forming part of Letters Patent No. **218,260**, dated August 5, 1879; application filed June 5, 1879.

To all whom it may concern:

Be it known that I, ELIAS HAIMAN, of Atlanta, in the county of Fulton and State of Georgia, have invented certain new and useful Improvements in Cotton-Bale Ties; and I do hereby declare that the following is a full, clear, and exact description of the invention, which will enable others skilled in the art to which it appertains to make and use the same, reference being had to the accompanying drawings, and to letters of reference marked thereon, which form a part of this specification.

My invention relates to ties for fastening the ends of bands around cotton-bales; and consists in the use of metallic bands with slots or perforations near the ends thereof, and an adjustable buckle, which embraces the ends and confines them together with a pin or head, which, passing through the slots or perforations, holds the ends of the band in place.

In the annexed drawings, making a part of this specification, Figure 1 is a perspective view, showing the band with the ends connected by the buckle. Fig. 2 is a longitudinal vertical section thereof. Fig. 3 is a perspective view of the buckle.

The same letters are employed in all the figures in the indication of identical parts.

A is a band, having slots or perforations A' near the ends thereof, one of which is necessary in one of the overlapping ends, while a series of such slots or perforations are cut in the other end of the band, at such intervals as will permit the latter to take up the slack in the band when the bale is compressed, and fasten the ends by means of the buckle, so as to maintain the bale in its compressed state.

B is a buckle, with a slot, B¹, in one end, of capacity to receive the two ends of the band, that part of the buckle being bent to a sufficient degree to allow the ends of the bands to be passed through the slot, while the shank of the buckle, B², lies flat against the under face of the band.

B³ is a stud projecting from the shank of the buckle, of sufficient length to pass through the two ends of the band. This stud is preferably made with a hooked head on each side, so that the hook on one side shall engage the band at one end of the lower of the two registering slots, while the other hook engages the corresponding slot in the other end of the band.

This band is operated as follows: When the bale is compressed in the press the band is passed around it, the two ends brought together, so as to overlap, and passed through the slot B¹ of the buckle. The ends of the band are then drawn until the two holes register, (at the time of the greatest compression of the bale,) when the head B³ is passed through the two slots or holes. The bale being then released from compression, its expansion will press it against the shank B² of the buckle and hold the stud B³ in the slots.

My invention is distinguished from what has heretofore been known in this, that instead of having the buckle attached to one end of the band and hooked into a hole in the other end, whereby the strain is brought entirely on the buckle, in my device the strain is entirely on the band, bearing against the opposite sides of the stud.

Buckles somewhat resembling this have been used in harnesses; but they are distinguished from mine in this, that the slot was formed by a rectangular frame, the plane of which was at right angles to the plate which supported the stud. Therefore, if the bands filled the slot, it would be practically impossible either to attach or detach the buckle to an iron strap. If the band did not fill the slot, that part would be liable to be broken off. Other buckles have been used in entirely different combinations. My invention consists in the combination of a metallic slotted or perforated strap with the buckle described, forming a cotton-bale tie, and is not dependent upon either feature alone.

What I claim as my invention, and desire to secure by Letters Patent, is—

A cotton-bale tie combining in its construction a metallic band slotted or perforated at each end, and a tie consisting of a buckle having a plate with a hook-headed stud, and a slot formed in a part of the buckle at an obtuse angle to the plate, substantially as set forth.

In testimony that I claim the foregoing as my own I affix my signature in presence of two witnesses.

ELIAS HAIMAN.

Witnesses:

JOHN G. MASON,
GEO. F. GRAHAM.