

E. G. ROSE.
Shutter-Bower.

No. 218,317.

Patented Aug. 5, 1879.

Fig. 1.

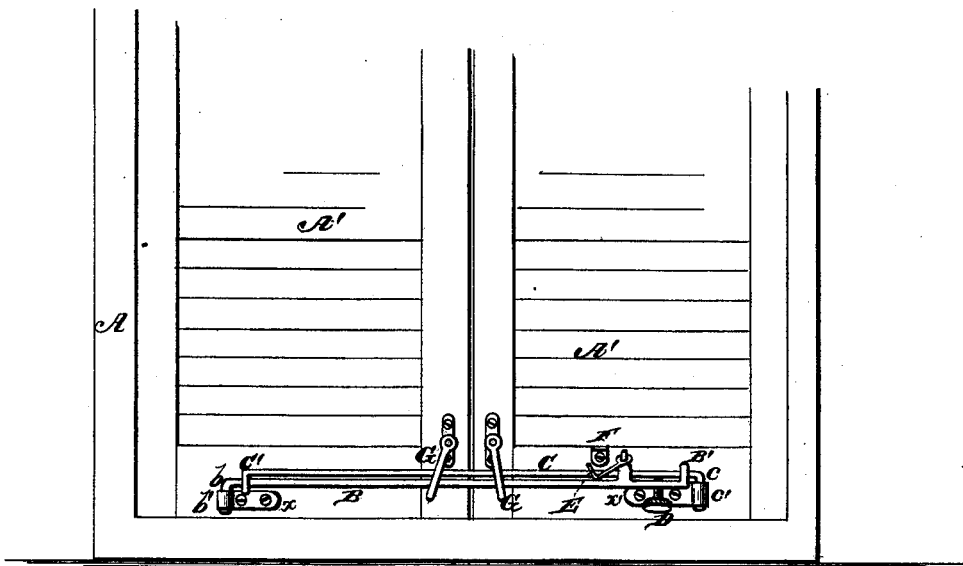


Fig. 2.

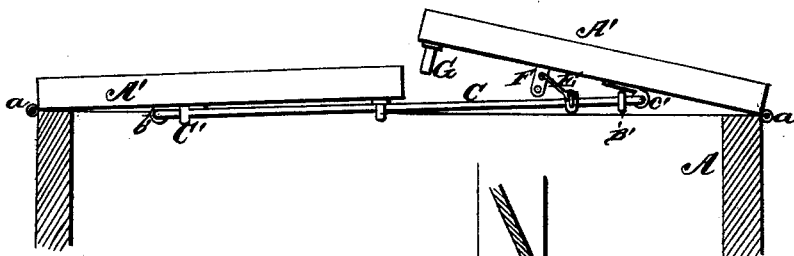
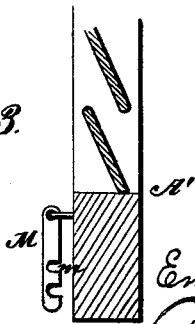


Fig. 3.



WITNESSES

Robert Emmett,
N. Clay Smith

By

INVENTOR,

Emmanuel G. Rose.
Gilmore, Smith, & Co.
ATTORNEYS

UNITED STATES PATENT OFFICE.

EMANUEL G. ROSE, OF BRIDGEPORT, CONNECTICUT.

IMPROVEMENT IN SHUTTER-BOWERS.

Specification forming part of Letters Patent No. **218,317**, dated August 5, 1879; application filed February 15, 1879.

To all whom it may concern:

Be it known that I, EMANUEL G. ROSE, of Bridgeport, in the county of Fairfield and State of Connecticut, have invented certain new and useful Improvements in Window-Blind Fasteners; and I do hereby declare that the following is a full, clear, and exact description of the invention, which will enable others skilled in the art to which it appertains to make and use the same, reference being had to the accompanying drawings, and to letters of reference marked thereon, which form a part of this specification.

My invention relates to a device for securing blinds, sashes, and the like at any desired point between an open and a closed condition; and the novelty consists in the construction and arrangement of parts, as will be more fully hereinafter set forth.

In carrying out my invention I employ two metal arms, each having one end provided with a right-angled hook, which is adapted to fit loosely in an eye upon each blind, the other end of each being provided with an eye, within which loosely slides the shank of the other. I provide a set-screw upon one of these bars or arms, which, binding upon the other arm, serves to hold the arms firmly at any desired point. A hook upon one of the arms engages a lug upon one or both of the blinds, and pivoted buttons upon each blind, operating against the inner side of the arms, serve to hold the said blinds securely closed.

The object of the invention is to provide a device which will hold the blinds open, shut, or at any intermediate point securely, the manipulating parts of which shall be adjacent to the window-sill, within easy and convenient reach, entirely doing away with the several wide-spread devices for the same purpose.

Figure 1 of the drawings is a representation of a face of my blind-fastener. Fig. 2 is a vertical sectional view, and Fig. 3 is a sectional detail view.

Referring to the drawings, A represents the sash-frame, and A' the blinds, hinged at a, as shown. B represents an arm, which is provided with a right-angled hook, b, at one end, which hook loosely operates within an eye, b', secured at x to one of the blinds, as shown, and at the other end is furnished with an eye,

B', through which loosely slides the arm C. This arm C is similarly provided with a right-angled hook, c, which loosely operates in an eye, c', secured to the other blind at x', and with an eye, C', through which loosely slides the arm B.

D represents a thumb-screw, which, operating through the arm B and against the arm C, serves to hold those arms rigid with each other at any desired point, and, consequently, to hold the blinds.

Conveniently secured to the arm B is a loose hook, E, which operates in a perforated lug, F, secured to one of the blinds, as shown.

Pivoted to each blind near the inner edge are buttons G, which serve to hold the blinds securely closed by dropping the same over the arms, as is obvious.

A pivoted arm, M, having recesses m, which receive the arms, may be used, if desired.

The invention may be applied to screens, doors, table-leaves, and the like, if preferred.

I am aware that a telescopic lock-bolt has been used in connection with notched brackets for bowing shutters, as is shown in Patent No. 137,647, of April 8, 1873, and that flexible strips or plates working in grooves secured to or made with the inner faces of the shutters have been adjusted and held in place by set-screws for the same purpose, as shown in Patent No. 155,190, September 22, 1874, and that other complex arrangements have been used, none of which are sought to be covered by this application.

I claim as my invention and desire to secure by Letters Patent—

1. The combination of the arm B, having hook b, eye B', and set-screw D, and the arm C, having hook c and eye C', with the eyes b' c' and blinds A', as set forth.

2. The combination of the arms B b B' and C c C', the eyes b' c', set-screw D, hook E, perforated lug F, and pivoted buttons G with the blinds A', as and for the purpose set forth.

In testimony that I claim the foregoing as my own I affix my signature in presence of two witnesses.

EMANUEL GRACIER ROSE.

Witnesses:

A. B. BEERS,
M. C. MCGUINNESS.