

M. A. PENN.
 Water-Way for Street-Washers and Houses.
 No. 218,567. Patented Aug. 12, 1879.

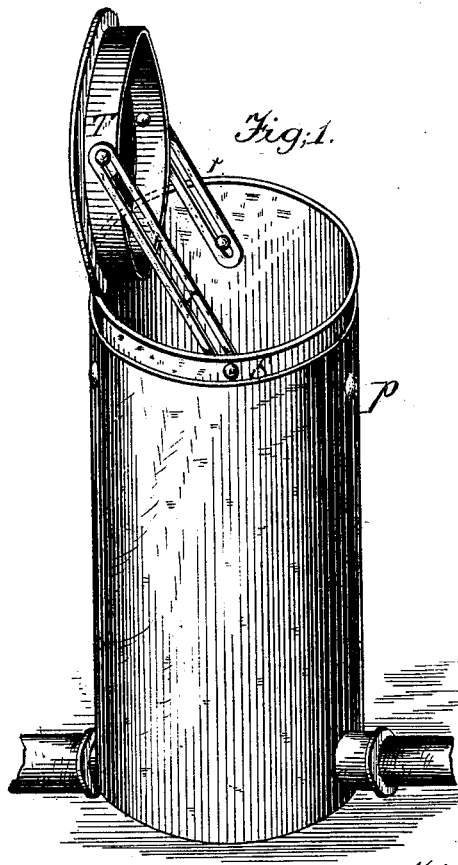


Fig. 1.

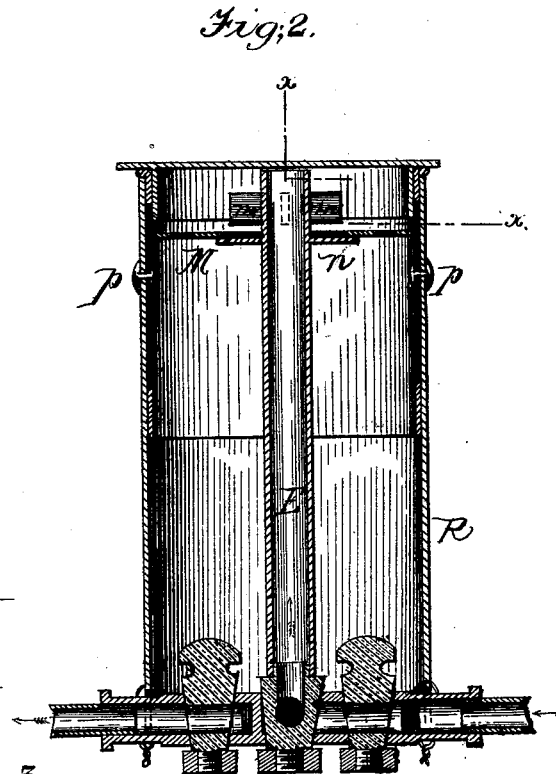


Fig. 2.

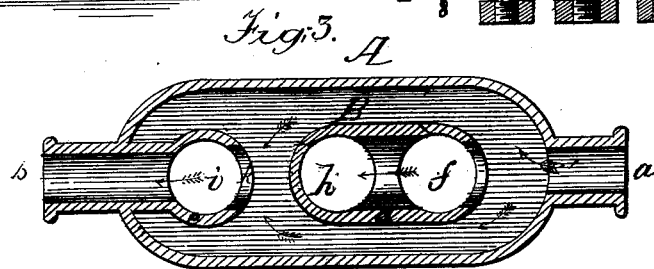


Fig. 3. A

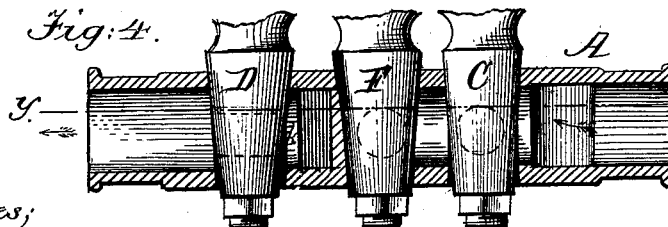


Fig. 4.

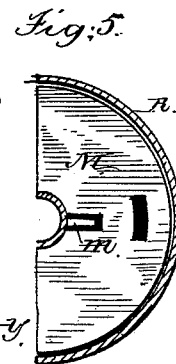


Fig. 5.

Witnesses;

J. Walter Fowler
J. Tyler Powell

Inventor;

Martin A. Penn
 by *Heyman & Kane*,
 Attys.

UNITED STATES PATENT OFFICE.

MARTIN A. PENN, OF WASHINGTON, DISTRICT OF COLUMBIA.

IMPROVEMENT IN WATER-WAYS FOR STREET-WASHERS AND HOUSES.

Specification forming part of Letters Patent No. **218,567**, dated August 12, 1879; application filed July 11, 1879.

To all whom it may concern:

Be it known that I, MARTIN A. PENN, of Washington, in the county of Washington and District of Columbia, have invented a new and valuable Improvement in Water-Ways for Street-Washers and Houses, &c.; and I do hereby declare that the following is a full, clear, and exact description of the construction and operation of the same, reference being had to the annexed drawings, making a part of this specification, and to the letters and figures of reference marked thereon

Figure 1 of the drawings is a representation of a perspective view of the street-washer and boxing. Fig. 2 is a longitudinal sectional view. Fig. 3 is a central horizontal sectional view of the water-way, taken through line *y y*. Fig. 4 is a vertical sectional view of the water-way, showing the cocks in position. Fig. 5 is a sectional view taken through the line *x x* of Fig. 2.

This invention relates to means for establishing water communication with either or both the dwelling and street-washer and a casing or boxing surrounding and protecting the street-washer and the stop-cocks.

The object of the invention is to produce a water-way for conducting the water from the main to the dwelling and street-washer in the summer season, or to the dwelling only in the winter season, whereby the accumulation of water in the street-washer pipe and the bursting of the same in cold weather is obviated; also, to make the boxing surrounding the street-washer pipe extensible, so that the upper portion can be readily adjusted so as to be flush with the surface of the sidewalk, and provide means for excluding dirt and foreign substances from collecting around the water-way and its stop-cocks.

The novelty of the invention will be hereinafter fully described, and pointed out in the claims.

In the annexed drawings, forming a part of this specification, the letter A represents a water-way having induction and eduction passages *a b*, respectively, attached to the service-pipe. This water-way A is made by casting, and is formed with three vertical tapering openings to receive the stop-cocks and the cock of the washer-pipe, and the interior is

formed with partitions to make the necessary separation in the flow.

The induction-passage *a*, forming the connection with the main, conducts the water into the chamber B of the water-way, as indicated by the arrow.

The two stop-cocks C and D, of the construction substantially as shown, are arranged on opposite sides of the street-washer pipe E, having at its lower end a similarly-constructed cock, F. (See Fig. 4 of the drawings.)

Between the lower and upper walls of the water-way extend the partitions or dividing-walls *d* and *e*, surrounding the openings *f*, *h*, and *i*, which receive the stop-cocks and the cock of the washer-pipe. These walls or partitions, arranged in the chamber B of the water-way, as shown in Fig. 3, serve an important office in my invention; and the object is, when the stop-cocks are in position, to direct and guide the flow of water to its proper outlet, according to the position of the stop cock or cocks. For example, in the summer season, when the service of the street-washer is needed, the stop-cock C is opened to establish a communication with the cock F of the washer-pipe H, to permit the water to ascend in said pipe for the purpose of sprinkling the street by a jet from a hose and nozzle. In the winter or cold season this stop-cock C is turned off, and the entering water is caused to pass around the walls confining the valves C and F to the opening K in the wall or partition *e*, from whence it is conducted, if the cock D is opened, to the eduction-passage leading to the dwelling.

In the summer season both stop-cocks will or may be turned on, so as to allow the flow of water both to the house and street-washer pipe; but in the cold season the stop-cock C, forming the communication to the street-washer pipe, should be cut off to prevent the accumulation or rise of water in the washer-pipe, freezing of the same, and bursting of the pipe.

This water-way, with its stop-cocks arranged on opposite sides of the washer-pipe, is peculiarly adapted to water-mains in cities, where the users of water are obliged to pay a double water-tax—viz., house and street-washer tax.

With my improved water-way under the con-

control of the municipal authorities, either one or both of the supplies can be used or cut off, according to the wish of the consumer, or as the right to use may be granted.

The upper end of the street-washer pipe H is provided with a series of side flanges, *m*, or their equivalents, constructed and applied in any suitable manner to the pipe; and the objects of the same are to receive a straddling-key or wrench for turning on the water to the pipe, and keep a circular plate, M, resting on a collar, *n*, in position from upward displacement. This circular plate is nearly of the same diameter as the inner diameter of the boxing, and is provided at its central opening with a series of radial openings or slots corresponding in number with the side flanges on the washer-pipe, so that the slots can readily pass over the flanges, the plate being turned and locked in position. The plate is also provided with a couple of openings to receive the prongs of a lifting device; or suitable handles may be attached to the upper surface thereof, for the purpose of removing the same from the boxing.

The object of this device is to exclude dirt and foreign substances from the casing and stop-cocks.

The letter R indicates the lower stationary section of the boxing or casing resting on the pipe. The office of this casing is to protect the stop-cocks and their connections. Near the upper end of the section R, arranged diametrically, are studs *p*, engaging with slots in the extensible section S of the boxing or casing. The cover or cap-plate T is attached to the upper extensible section by means of the slotted arms *r*, substantially as shown in Fig. 1 of the drawings.

By means of the slotted arms the cap-plate can be easily raised and thrown one side to give access to the washer pipe, and at the same time the arms keep the cover-plate in contact with the boxing.

I wish it understood that I claim the right to vary the construction of the water-way and the stop-cocks as circumstances may require without departing from the spirit of the invention.

What I claim as my invention, and desire to secure by Letters Patent, is—

1. A water-way with induction and education passages, having three stop-cocks and a street-washer pipe connected to one of said stop-cocks, whereby the supply of water to the dwelling or street-washer pipe, or to both, shall be under the control of the municipal authorities, substantially as described.

2. The combination, with a water-way having a street-washer pipe connected directly to a stop-cock, of a stop-cock arranged in front of the stop-cock of the street-washer pipe, near the induction-passage of the water-way, so as to establish or cut off the water-supply to the street-washer pipe, substantially as described.

3. The combination, with a water-way having a plurality of valve-openings, of the stop-cocks C and D, arranged on opposite sides of the street-washer pipe, for the purpose set forth.

4. In combination with a water-way, a washer-pipe having at its upper end a series of side flanges, a circular plate having a central opening, and a series of radial slots extending from the said opening, capable of being passed over the pipe and its flanges, to rest upon a support, and locked in position from upward displacement by the flanges of the washer-pipe, substantially as described.

In testimony whereof I have hereunto subscribed my name.

M. A. PENN.

Witnesses:

THOS. D. D. OURAND,
J. TYLER POWELL.