


B. SPERRY.  
Truck for Moving Houses.

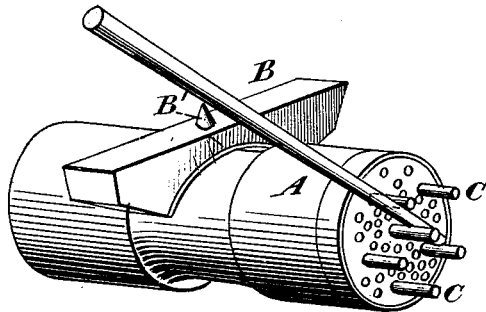
No. 218,588.

Patented Aug. 12, 1879.

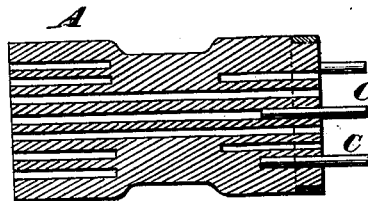
*Fig. 1.*



*Fig. 2.*



*Fig. 3.*



*Witnesses.*

*A. Rupert,*  
*J. B. Mason*

*B. Sperry*  
*Inventor.*

*D. P. Holloway & Co*  
*Atty's*

# UNITED STATES PATENT OFFICE

BENNETT SPERRY, OF FALLS CITY, NEBRASKA.

## IMPROVEMENT IN TRUCKS FOR MOVING HOUSES.

Specification forming part of Letters Patent No. **218,588**, dated August 12, 1879; application filed June 21, 1879.

*To all whom it may concern:*

Be it known that I, BENNETT SPERRY, of Falls City, in the county of Richardson and State of Nebraska, have invented certain new and useful Improvements in Apparatus for Moving Houses; and I do hereby declare that the following is a full, clear, and exact description of the invention, which will enable others skilled in the art to which it appertains to make and use the same, reference being had to the accompanying drawings, and to letters of reference marked thereon, which form a part of this specification.

In the annexed drawings, making a part of this specification, Figure 1 represents the rollers in place under the building to be moved. Fig. 2 is a perspective view of a roller and cap, and shows the manner of applying the lever. Fig. 3 is a longitudinal vertical section of one of the rollers.

The same letters are employed in all the figures in the indication of identical parts.

A A are the rollers, shaped as shown, being smaller at the center than at the ends, forming journals for the caps B B, which are placed under the house, resting on the journals of the rollers. These caps are provided with a stud, B', so that when placed in position they are prevented from slipping. They are also faced with metal where they bear against the journals of the rollers to diminish friction.

By so facing them I find that a much heavier building can be moved with the same power than when they are not faced, about one-half the power being required.

In the ends of the rollers are placed stout pins C C, forming a circle around a center one, against which the levers bear when the rollers are being operated.

In order to lighten the rollers holes are bored longitudinally into them, those near the center extending the entire length, while those near the surface extend only to the journals, as is distinctly shown in Fig. 3.

The operation is as follows: The house being raised by jacks, the caps and rollers are placed in position near the four corners, four rollers being sufficient for an ordinary-sized building, although more may be used if required. Power is then applied by means of levers placed between the pins in the ends of the rollers. By changing the position of the caps the direction may be changed, making it easy to turn corners or to turn the building around.

If the building is heavy a capstan and cable may be used; or if the road is smooth it may be moved by horses, the metal-faced caps making the friction very slight.

What I claim as my invention, and desire to secure by Letters Patent, is—

In a house-moving apparatus, in combination with the metal-faced caps B, provided with studs B', for holding them in position, the rollers A, constructed with journals to receive the caps B, and having pins C C inserted in the ends thereof, against which the levers bear, and honeycombed, as shown, to lighten them, substantially as set forth.

In testimony that I claim the foregoing as my own I affix my signature in presence of two witnesses.

BENNETT SPERRY.

Witnesses:

CHAS. LOREE,  
C. GILLESPIE.