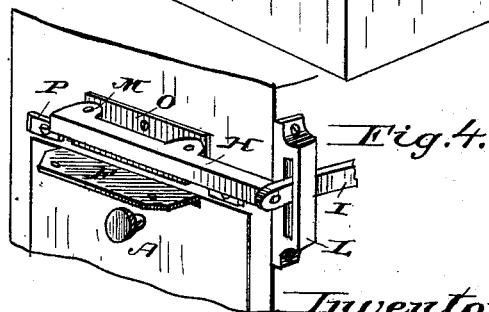
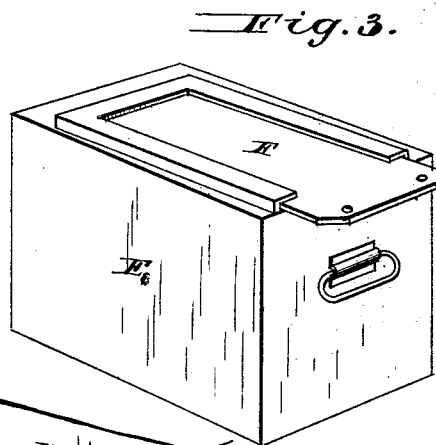
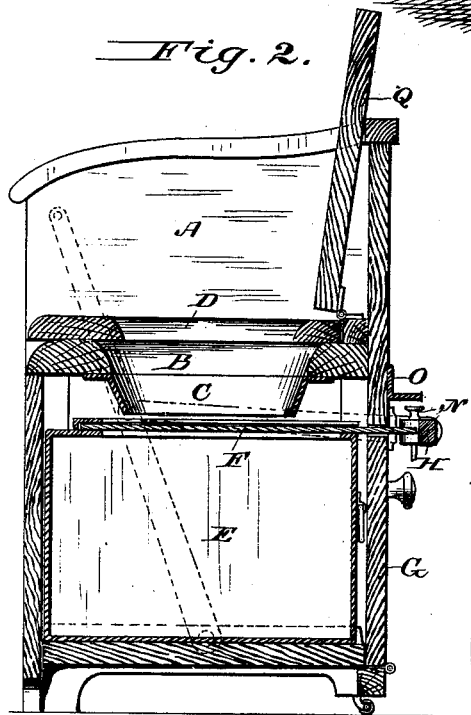
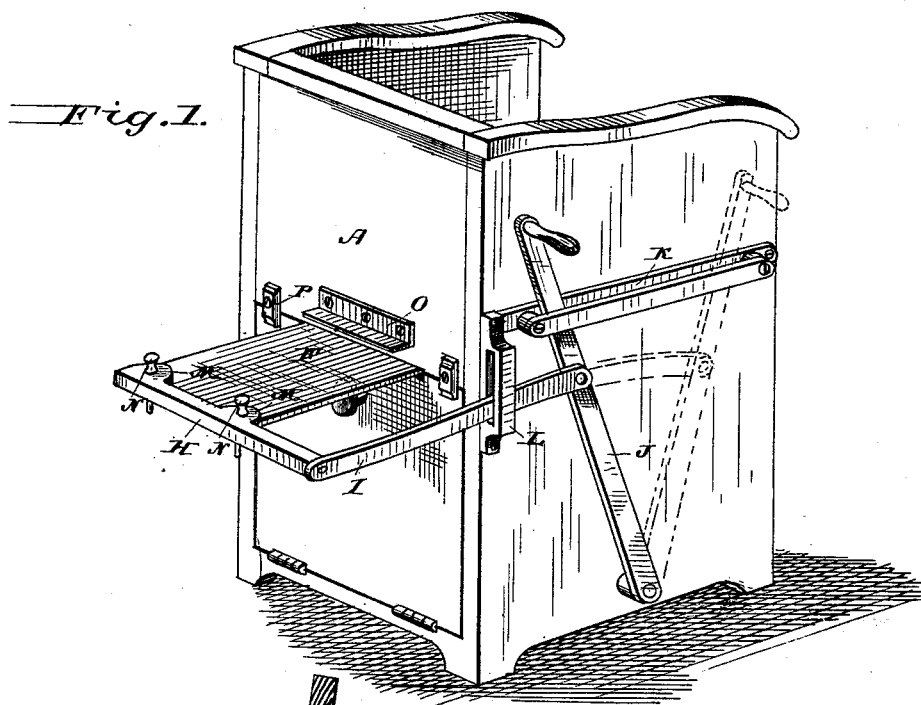


J. W. SPRINT.  
Commode.

No. 218,589.

Patented Aug. 12, 1879.



Attest  
H. L. Perrine,  
Am. Long.

Inventor.  
John W. Sprint,  
By *Wm. Henderson*  
Atty.

# UNITED STATES PATENT OFFICE

JOHN W. SPRINT, OF MILLWOOD, VIRGINIA.

## IMPROVEMENT IN COMMODOES.

Specification forming part of Letters Patent No. **218,589**, dated August 12, 1879; application filed July 3, 1879.

### *To all whom it may concern:*

Be it known that I, JOHN W. SPRINT, of Millwood, in the county of Clarke and State of Virginia, have invented certain new and useful Improvements in Commodes; and I do hereby declare that the following is a full, clear, and exact description of the invention, which will enable others skilled in the art to which it appertains to make and use the same, reference being had to the accompanying drawings, and to the letters of reference marked thereon, which form a part of this specification, in which—

Figure 1 is a perspective of the commode, showing the operating mechanism, and representing the position of the valve to the receiving-chamber when the commode is being used. Fig. 2 is a vertical section; Fig. 3, a perspective of the receiving-chamber; and Fig. 4, a broken rear and side view of the commode, showing the valve-slide resting upon its ledge.

My invention relates to commodes or earth-closets; and it consists in the construction and combination of the several parts herein-after more particularly set forth.

In the accompanying drawings, the letter A indicates the box of the commode, having the sides and back thereof extending above the seat, so that there may be a rest for the arms and back of the occupant, or that it may resemble and be used for a wash-stand, if deemed advisable.

The box or casing is provided with the usual seat B, to which is affixed the deflector C. It is also provided with a hinged cover, Q, which, when opened and thrown against the back of the box, affords an easy inclined support or rest for the back of the person using the commode.

A supplemental seat, D, slides and fits over the seat B, and has a smaller opening than has the seat B, for reasons which are obvious.

Within the box, beneath the seat, there is placed a movable receiving-chamber, E, made of any suitable metal or other material, and provided with a sliding valve, F, which closes the chamber when the commode is not being used, and effectually prevents any noxious gases escaping from the chamber, either while it is within the box or after it is taken there-

from for the purpose of removal outdoors. This chamber is placed within or withdrawn from the box through the opening made in the back thereof by lowering the hinged door G.

The valve F is operated through the instrumentality of the slide H and arm I, connected to and worked by means of the lever J, fulcrumed to the side of the commode box or casing. This lever works within the guide K, screwed to or otherwise formed on the side of the commode, and the arm I passes through the guide L, also formed on the side of the commode, and which has the slot therein extended vertically, so that the arm may have a vertical play therein.

The slide H is provided with perforated ears M, through the perforations of which and corresponding holes in the valve F there are passed screws or pins N, for the purpose of holding the slide and valve together. These pins are easy of removal, and are removed when the chamber E is to be taken out of the box.

Whenever it is desired to remove the chamber, the valve thereof being closed, the pins N are drawn. The slide H is next moved far enough back to free the ears from the valve, and then rested upon the ledge O, placed above the door G for that purpose. The buttons P, that hold the door closed, are then turned, the door lowered, and the chamber removed.

The commode may be provided with casters, so that it may be rolled from point to point. It can be constructed at little cost, because of the simplicity of its several parts. It is one of the most desirable commodes, because it so effectually prevents the noxious gases from escaping from it into the room, not only before but even during the removal of the receiving-receptacle from the room; and, further, it is ornamental as a piece of furniture, and may be used as a toilet-stand.

The several parts may be made of metal or wood, or any material suitable for the purpose.

I do not claim, broadly, a commode the receiving-receptacle of which is provided with a cover to be removed with the receptacle; but,

Having described my invention, what I claim is—

1. The combination of a commode-box, a receiving-receptacle therein, provided with a valve to close its opening and be removed therewith, and a lever detachably connected to the valve for operating the same, substantially as set forth.

2. The combination of box A, the lever J, the slide H, and the valve F, detachably secured thereto, for the purpose set forth.

3. The combination of the box A, the lever

J, the slide H, and the ledge O, substantially as and for the purpose set forth.

In testimony that I claim the foregoing as my own I affix my signature in presence of two witnesses.

JOHN W. SPRINT.

Witnesses:

P. H. SHEARER,

CHAS. LEE ESTEP.