

J. C. BARNES.
Folding Table.

No. 218,852.

Patented Aug. 26, 1879.

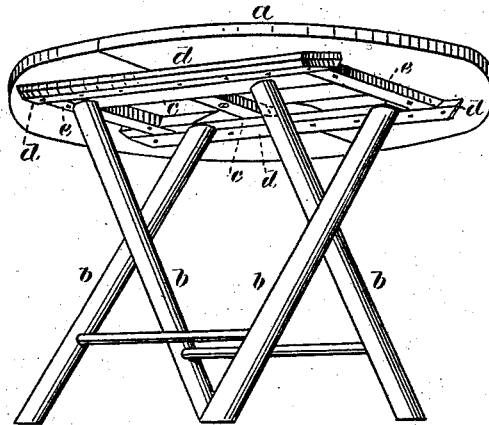


Fig. 1.

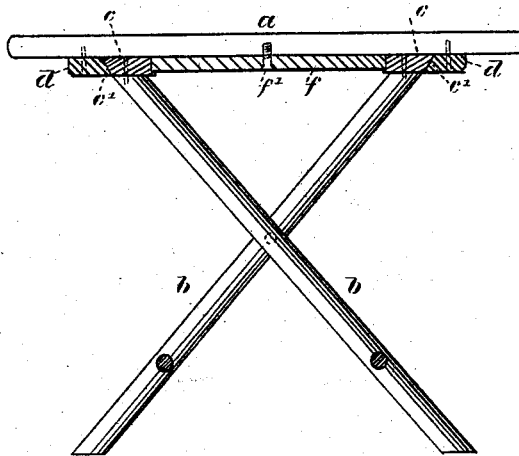


Fig. 2.

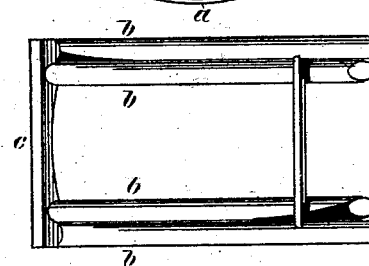
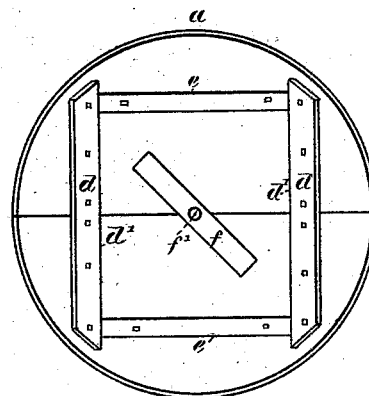


Fig. 3.

WITNESSES

B. M. Williams
John C. Forrester

John C. Barnes

INVENTOR

By his Attys.

Ferry W. Williams & Co.

UNITED STATES PATENT OFFICE.

JOHN C. BARNES, OF PLYMOUTH, MASSACHUSETTS.

IMPROVEMENT IN FOLDING TABLES.

Specification forming part of Letters Patent No. **218,852**, dated August 26, 1879; application filed February 14, 1879.

To all whom it may concern:

Be it known that I, JOHN C. BARNES, of Plymouth, in the county of Plymouth and State of Massachusetts, have invented a new and useful Improvement in Folding Tables, of which the following is a specification.

This improvement relates to a table, the top of which is easily detachable from folding crossed legs, and which is perfectly firm and stiff when the legs are in position. It is admirably adapted for use in camp, at camp-meetings, &c.

The nature of the invention is fully set forth below.

In the accompanying drawings, in which similar letters of reference indicate like parts, Figure 1 is a perspective view of my improved table, showing the under side of the top. Fig. 2 is a vertical section of the same. Fig. 3 shows a plan of the under side of the top and a view of the folded legs, said legs and top having been separated.

a is the table-top, and *b* the crossed legs pivoted near their centers. Secured to the tops of each pair of legs is the cross-piece *c*, having its outer side, *c'*, Fig. 2, beveled inwardly from the top, such bevels *c'* being at such an angle as to be about on a continuation of the line of the legs.

d d are cleats secured to the under side of the table-top, and having their inner edges, *d'*, beveled inwardly from the top, so as to correspond with the bevels on the cross-pieces *c*.

Thus it will be seen that these cleats not only serve the ordinary purpose of holding

the parts of the table-top together, but, when the legs are spread, receive the beveled edges of the cross-pieces *c*, and, by means of the button *f*, pivoted at *f'*, hold the said cross-pieces *c* firmly locked, and thus unite the legs and top.

e e are additional pieces secured to the under side of the table-top, to prevent the legs and cross-pieces from slipping out sidewise.

The principal advantages of this invention are the firmness and security of the table, even though it be a small one, when the legs are placed in position, and the ease with which the legs can be removed. In this latter respect it is superior to a table provided with dovetail grooves, in one of which each pair of legs must slide.

Having thus fully described my improvement, what I claim, and desire to secure by Letters Patent, is—

The hereinbefore-described improved folding table consisting of the combination of the table-top *a*, provided with the two cleats *d d* upon opposite sides, and having their inner edges, *d'* *d'*, beveled inwardly, button *f*, and cleats *e e*, with the legs *b*, provided with the cross-pieces *c c*, having their outer edges beveled to correspond with the cleats *d*, arranged and constructed substantially as and for the purposes set forth.

JOHN C. BARNES.

Witnesses:

CHAS. O. CHURCHILL,
SAML. HENLAN.