

J. BELL.  
Bill-File.

No. 219,062.

Patented Sept. 2, 1879.

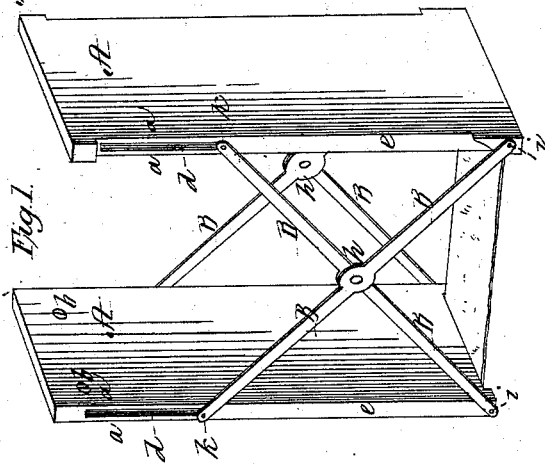
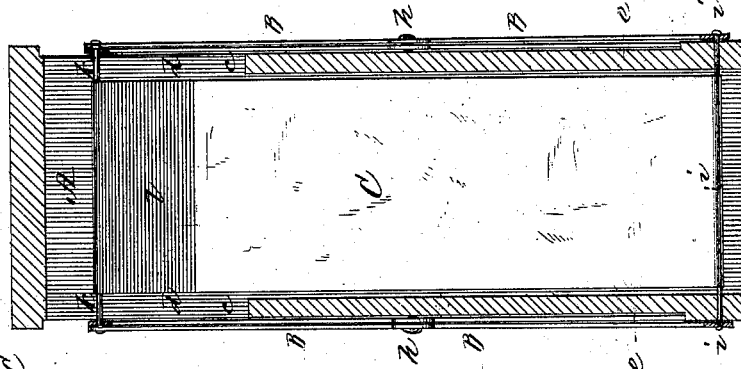
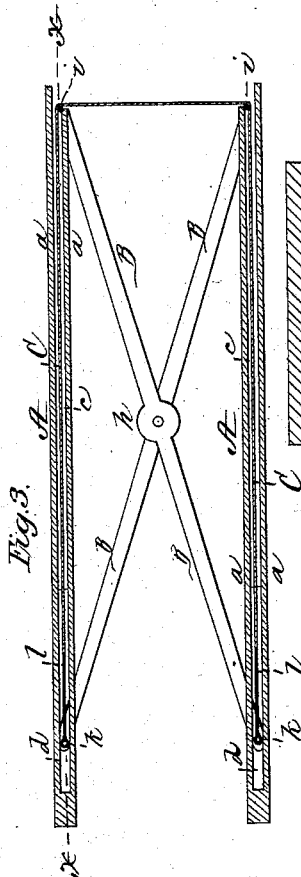
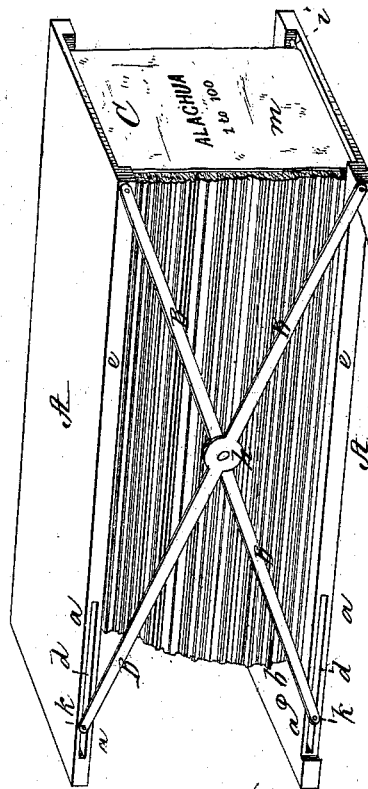


Fig. 2.



Witnesses:  
Richard Dillow  
J. P. Hollingsworth

Inventor.  
James Bell  
Per his Attorney  
W. W. Stearns.

# UNITED STATES PATENT OFFICE.

JAMES BELL, OF WASHINGTON, DISTRICT OF COLUMBIA.

## IMPROVEMENT IN BILL-FILES.

Specification forming part of Letters Patent No. **219,062**, dated September 2, 1879; application filed January 31, 1879.

*To all whom it may concern:*

Be it known that I, JAMES BELL, of Washington, in the District of Columbia, have invented certain Improvements in Bill or Document Files or Holders, of which the following is a full, clear, and exact description, reference being had to the accompanying drawings, making part of this specification, in which—

Figure 1 is a perspective view of my improved file or holder in an open position ready for the reception of bills, deeds, and other papers to be filed therein. Fig. 2 is a perspective view of the file or holder when closed down upon its contents to retain them compactly therein. Fig. 3 is a longitudinal vertical section through the center of the same, the contents being removed. Fig. 4 is a transverse vertical section on the line *xx* of Fig. 3.

To provide a file or receptacle in which bills, deeds, certificates, maps, or various other documents may be conveniently and compactly kept, and in which ready access may be had to any individual paper without disturbing or removing the entire contents, is the object of my present invention, which consists in a pair of leaves or covers united by two pairs of cross-bars pivoted together at or near their centers, two ends of the cross-bars on each side being rigidly secured to the two covers, and the other ends of the bars being free to slide in slots therein or on guides thereon, by which construction the file may be instantly opened or closed by simply drawing apart or pressing together the covers, which will then remain in any desired position after adjustment, the cross-bars also serving as sides to the file or receptacle, by which its contents are prevented from moving laterally out of place; and my invention also consists in so closing one end of the file as to afford a suitable place for attaching thereto a label or memorandum indicating its contents, the above-described file being inexpensive, of simple construction, convenient to use, light, and durable.

To enable others skilled in the art to understand and use my invention, I will proceed to describe the manner in which I have carried it out.

In the said drawings, A A represent the two leaves or covers of the file, each cover being

composed of two flat strips, *a*, secured together by screws *b* or otherwise, and being separated from each other, so as to form a space or chamber, *c*, between them, the said chamber at one end of the file being left open or extending through from side to side to form slots *d*, and being closed on its sides at the other end of the file, as shown at *e*. On each side of the file are two cross-bars, B B, pivoted together at their centers *h*, the inner ends of each pair being rigidly secured to the ends of a rod or wire, *i*, extending transversely through the space *c* at this end of the file, and held immovably in place therein, while the outer ends of each pair of cross-bars are secured to the ends of another rod or wire, *k*, which passes transversely through the space *c* in the file where the slot *d* is formed.

C is a strip or band of non-elastic material, which passes into the space within each cover, and has secured to each of its ends a short elastic strip or webbing, *l*, which has its outer end fastened around the rod *k*, which passes through the slotted end of the file, the middle portion of the band C serving to close one of its ends, and affording a convenient place to attach a label or memorandum, *m*, indicating the contents of the file, as represented by the words and figures "Alachua 1 to 100."

It will be seen from the foregoing construction that the rods *k* at the outer ends of the file are free to move in the slots, *d*, formed therein, and when the file is opened, by drawing the covers apart the desired distance, it is retained permanently in this position by the resiliency of the elastic band, which thus produces the friction necessary for this purpose, the slack of the band C being also taken up by the elasticity of the connection as soon as the file commences to be closed.

If desired, the covers may be made of sheet metal, and their inner ends turned over to form the back of the file, on which to attach a label or memorandum describing the contents.

It is evident that my improved file is simple, compact, light, durable, and convenient to handle, and of a form which particularly adapts it to the ordinary rectangular pigeon-holes or recesses found in the various departments of Government offices.

What I claim as my invention, and desire to secure by Letters Patent, is—

1. The covers A A, united by two pairs of cross-bars, B B, pivoted together, and having their outer ends connected by rods or wires *k*, sliding freely in slots *d*, and their inner ends connected by rods *i*, rigidly secured to the covers, or vice versa, when constructed to operate substantially in the manner and for the purpose set forth.

2. The combination of the elastic connect-

ing-band C *l*, the covers A A, and two pairs of pivoted cross-bars, B B, connected therewith and operating in respect thereto as described, substantially as and for the purpose specified.

Witness my hand this 31st day of January, 1879.

JAMES BELL.

In presence of—

N. W. STEARNS,  
RICHARD DILLON.