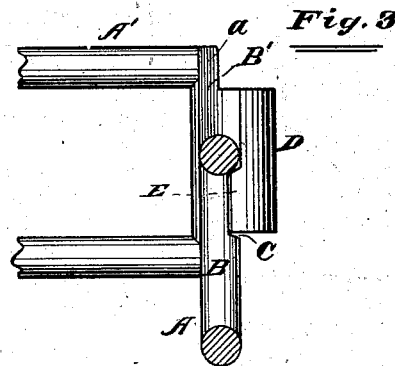
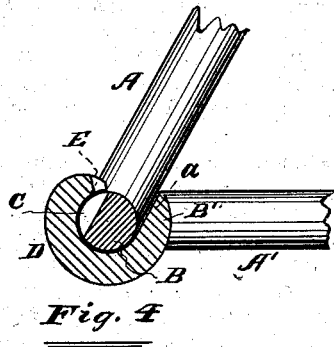
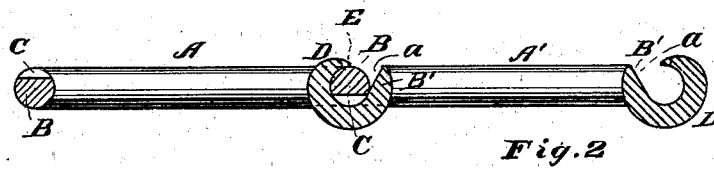
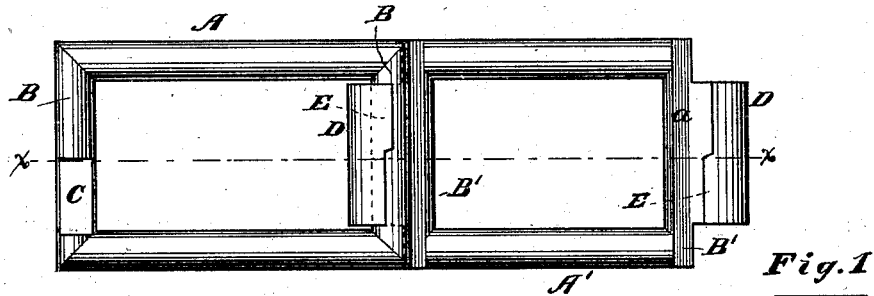


L. W. STOCKWELL.
Drive-Chains.

No. 219,125.

Patented Sept. 2, 1879.



Attest:

Charles H. Schoff
S. L. Schoff

Inventor:

Levi W. Stockwell

By Coyne & Co. his

Attorneys.

UNITED STATES PATENT OFFICE.

LEVI W. STOCKWELL, OF CLEVELAND, OHIO.

IMPROVEMENT IN DRIVE-CHAINS.

Specification forming part of Letters Patent No. **219,125**, dated September 2, 1879; application filed May 15, 1879.

To all whom it may concern:

Be it known that I, LEVI W. STOCKWELL, of Cleveland, in the county of Cuyahoga and State of Ohio, have invented certain new and useful Improvements in Drive-Chains, of which the following, in connection with the accompanying drawings, is a full, clear, and exact description.

In the drawings, Figure 1 is a plan view of a drive-chain embodying my invention; Fig. 2, a section in the plane of the line *x x* of Fig. 1; Fig. 3, a face view of the coupler-link, also showing the coupled link arranged in position to be withdrawn, the latter link being represented as broken away to show the form of the joint fully; and Fig. 4 is an enlarged view of the joint as shown in Fig. 3, the coupled link being in position to be released.

Like letters of reference indicate like parts.

The object of my invention is to provide improved means for the purpose of preventing the detachable links of drive-chains from being detached accidentally, and yet admit of their being detached at will with facility; and my invention consists of certain novel means, substantially as hereinafter described, which I employ for the purpose above set forth.

A A' are the links, and B B are the end bars of the links A A. C C are flattened or depressed portions of the bars B B. The parts C C, as represented, are arranged on opposite sides of the link, and terminate at one end against the same side bar, all the bars being otherwise cylindrical, by preference.

B' B' are the end bars of the links A' A'. The outer faces or parts of the bars B' B' are flattened or beveled off, as shown at *a*; and D D are hook-shaped projections or couplers extending continuously from or made in one part with the bars B' B', the beveled parts *a* forming a portion of the interior faces of the said hooks or couplers, as shown.

E E are short projections extending from the edge of the hook toward the bars B' B',

the projection on one hook being opposite the unprojecting part of the other, and the said projections being arranged to lap the undepressed parts of the bars B B, while the links A A are arranged in the hooks or couplers, so as to be fully coupled, as indicated in the drawings.

To couple the links, I arrange them in the manner shown in Fig. 3, holding the link to be coupled wholly above the coupler, and arranging the depressions C C directly opposite the extensions E E, so that the links A A will fall into the couplers. I then push the said links A A laterally in the couplers until they are fully together, when I turn the links down, as shown in Fig. 2.

To uncouple the links A A, it is only necessary to raise them again, slide them along in the couplers until the depressions C C and the extensions E E are again opposite, and then draw the links from the couplers.

Thus, while the links may be coupled and uncoupled with facility, it will be perceived that in practice they will not be liable to become detached accidentally.

Having thus described my invention, what I claim as new, and desire to secure by Letters Patent, is—

The detachable drive-chain link A, having in its end bars the short depressions C C, arranged on opposite sides of the link and near or adjacent to opposite side bars, respectively, in combination with the link A', having both end bars extended into the rigid coupling-hooks D D, having on their outer or free ends, and at opposite corners thereof, respectively, the short tongues E E, to enter the depressions C C and admit of coupling and uncoupling by a lateral sliding movement of the link, substantially as and for the purposes specified.

LEVI W. STOCKWELL.

Witnesses:

JAS. H. CADY,
WM. H. HAWKINS.