

H. DEAL.
Millstone-Polisher.

No. 219,391.

Patented Sept. 9, 1879.

Fig. 1.

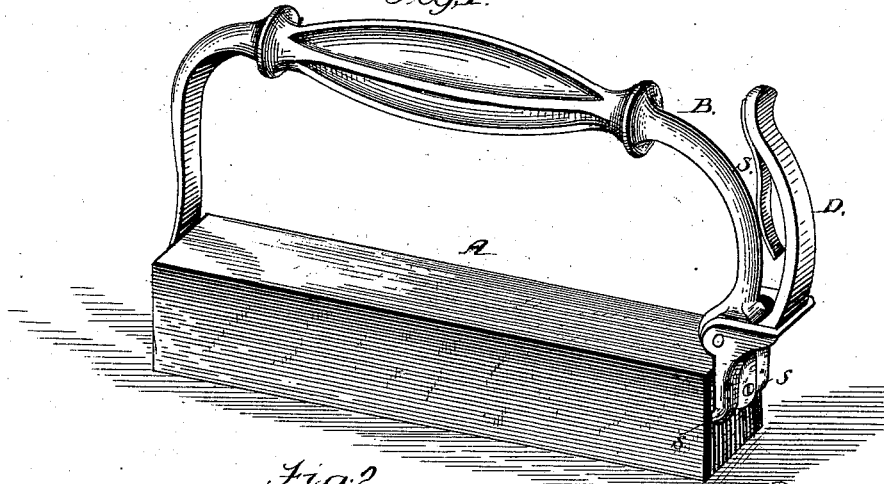


Fig. 2.

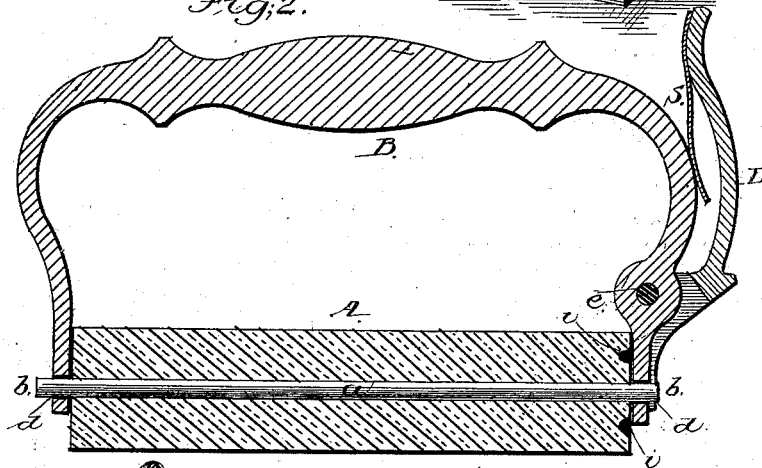
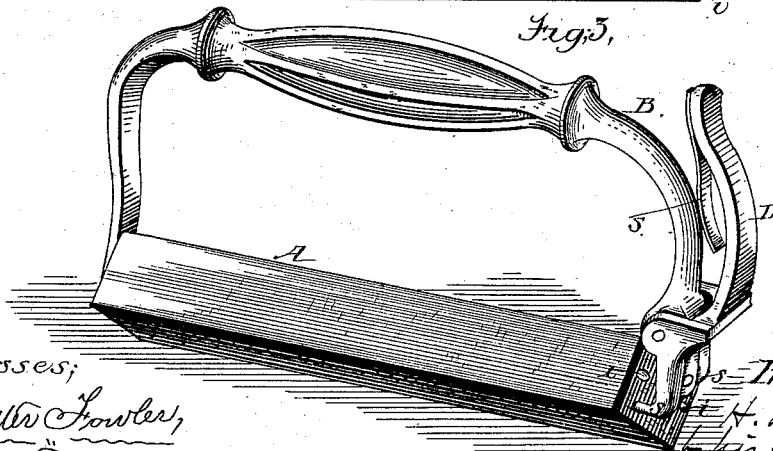


Fig. 3.



Witnesses;
J. Walter Fowler,
R. K. Evans

Inventor;
H. Deal
by his attys
A. H. Evans & Co

UNITED STATES PATENT OFFICE

HORACE DEAL, OF BUCYRUS, OHIO.

IMPROVEMENT IN MILLSTONE-POLISHERS.

Specification forming part of Letters Patent No. **219,391**, dated September 9, 1879; application filed July 29, 1879.

To all whom it may concern:

Be it known that I, HORACE DEAL, of Bucyrus, in the county of Crawford, State of Ohio, have invented a new and Improved Corundum Millstone-Polisher; and I hereby declare the following to be a full, clear, and exact description thereof, reference being had to the accompanying drawings, making a part of this specification, in which—

Figure 1 is a perspective view of my improved millstone-polisher. Fig. 2 is a vertical section of the same. Fig. 3 is a view, showing the corundum block as it appears when being turned.

The object of my invention is to provide a corundum-block millstone-polisher having a handle, yet capacitated for use of each of the four sides of a composite corundum block; and it consists in a composite corundum block cast with a rod through its center and projecting at its ends to enter eyes in a curved handle bearing a spring-catch, so arranged as to hold the block in position when any one of the faces is exposed to use, the handle and block remaining in a fixed position in relation to each other.

In order that those skilled in the art may make and use my invention, I will proceed to describe the manner in which I have carried it out.

In the said drawings, A represents a composite corundum block, cast with a rod, *a*, through its longitudinal center, and projecting at each end, as shown at *b b*.

A curved handle, B, passing from end to end and over the block, is provided at its ends with circular openings *d d*, in which are journaled the projecting ends *b b* of the rod *a*,

thereby allowing the block to freely turn on its longitudinal axis within the handle. This turning of the stone or block is controlled by means of a spring-claw, D, pivoted to one end of the handle at *e*.

The lower end of the claw is bifurcated, as shown, and the lower end of each bifurcation is provided with a stud, *s*, arranged at right angles to it and projecting toward the stone.

Equidistant around the central rod, *a*, are depressions *i i* in the end of the block, to receive the studs *s s*.

A spring, S, is riveted to the upper end of the claw, and its lower end bears against the handle, so that the bifurcated end of the claw is continuously pressed inwardly, and, by entering the depressions *i i*, secures the stone with either desired face downward.

When it is desired to turn the block or stone to present a new face for polishing, it is done by pressing on the upper end of the claw, depressing spring S, and withdrawing the lugs or studs *s s* from two of the depressions *i i*, turning the block, and then releasing the claw, so the lugs will catch in two other depressions.

Having thus described my invention, what I claim as new, and desire to secure by Letters Patent, is—

A composite corundum block, A, cast with a central pivot, *a*, in combination with a curved handle, B, carrying a spring-claw, D, for the purpose specified.

HORACE DEAL.

Witnesses:

WM. STREMMEL,
ALLEN CAMPBELL.