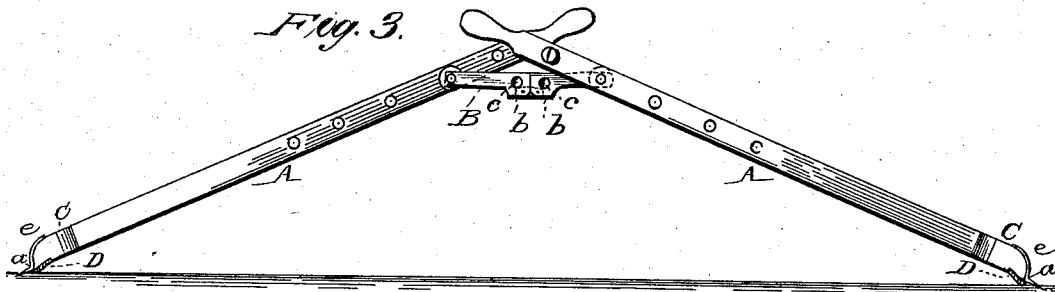
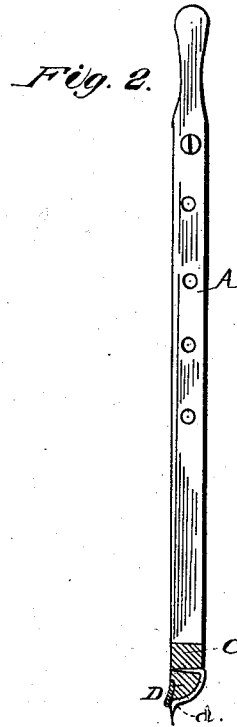
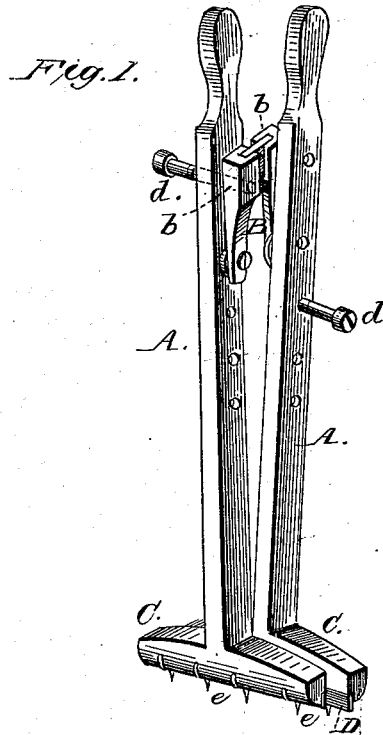


W. W. KIRKPATRICK.
Carpet-Stretcher.

No. 219,404.

Patented Sept. 9, 1879



Witnesses;
Red G. Dietrich
W. L. Little

Inventor;
William W. Kirkpatrick
by *C. Snow & Co.*
Attorneys,

UNITED STATES PATENT OFFICE.

WILLIAM W. KIRKPATRICK, OF ST. CHARLES COUNTY, MISSOURI.

IMPROVEMENT IN CARPET-STRETCHERS.

Specification forming part of Letters Patent No. **219,404**, dated September 9, 1879; application filed February 9, 1878.

To all whom it may concern:

Be it known that I, WM. W. KIRKPATRICK, of the county of St. Charles, in the State of Missouri, have invented a new and useful Improvement in Carpet-Stretchers, which improvement is fully set forth in the following specification, reference being had to the accompanying drawings.

Figure 1 is a perspective view. Fig. 2 is a longitudinal sectional view, and Fig. 3 is a view showing the device extended for operation.

Corresponding parts in the several figures are denoted by like letters of reference.

This invention relates to carpet-stretchers; and it consists in certain improvements in the construction of the same, which will be hereinafter fully described, and particularly pointed out in the claims.

In the drawings, A A represent the handles, which are connected by a double hinge, B, enabling them to be folded, as in Fig. 1, or thrown apart, as in Fig. 3. The heads *b* of the hinge-arms are provided with perforations *c*, through which thumb-screws *d* may be inserted and screwed into either handle, for the purpose of adjusting the distance to which the handles may be opened.

At their lower ends the handles A are pro-

vided with cross-pieces or feet C, beveled upon the upper or outer sides, and provided with steel spring barbs or fingers *e e*, provided with shoulders *a*, so that the strain will be horizontal, on a level with the floor, and not in an upward-slanting direction. Below the fingers *e* are secured strips or cushions D, of rubber, which give elasticity, and, by pushing against the carpet, enable the barbs or fingers to be readily withdrawn.

The operation of my invention will be readily understood by reference to Fig. 3 of the drawings.

Having thus described my invention, I claim and desire to secure by Letters Patent of the United States—

1. The combination, with the handles A A, having feet C, provided with barbs *e e*, of the double hinge B, the arms of which have perforated heads *b*, and the thumb-screws *d*, as set forth.

2. In a carpet-stretcher constructed substantially as described, the beveled feet C, having shouldered fingers or barbs *e*, and cushions D, as set forth.

WM. W. KIRKPATRICK.

Witnesses:

WM. S. GROSS,
WILSON KESTLER.