

J. BRYAN & H. MATHER.
Lock-Cock for Gas-Meter.

No. 219,441.

Patented Sept. 9, 1879.

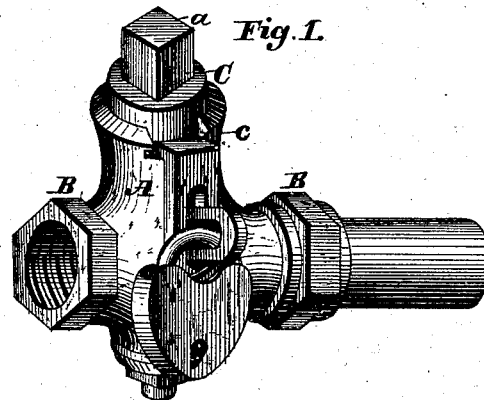


Fig. 2.

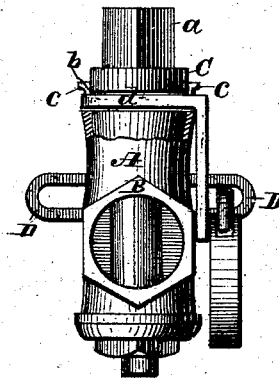



Fig. 3.



Attest:

J. Henry Kaiser.
J. A. Rulheford

Inventors:

James Bryan
&
Henry Mather.
By James L. Norris.
Atty.

UNITED STATES PATENT OFFICE.

JAMES BRYAN AND HENRY MATHER, OF NEW YORK, N. Y.

IMPROVEMENT IN LOCK-COCKS FOR GAS-METERS.

Specification forming part of Letters Patent No. **219,441**, dated September 9, 1879; application filed August 4, 1879.

To all whom it may concern:

Be it known that we, JAMES BRYAN and HENRY MATHER, both of New York, in the county of New York and State of New York, have invented certain new and useful Improvements in Lock-Cocks for Gas-Meters, of which the following is a specification.

This invention relates to lock-cocks for gas and water service cocks in which the shell or casing of the cock is provided at one side with a staple-like projection, and the projecting end of the cut-off plug is of angular shape, over which is set a socket-piece, to a projecting arm of which is pivoted a hasp-like handle that is slotted and set over the staple-like projection, where it is confined in place by a padlock, the hasp of which passes through the staple, whereby unauthorized persons are prevented from opening the cock to permit the flow of fluid.

The object of the present improvements is to provide a lock-cock in which the lock can always be hung at the front of the cock, no matter whether the latter is connected with the meter at the right or left hand side of the same.

The invention consists in providing the shell of a cock with two staples projecting laterally from the same at points directly opposite each other, and providing the upper projecting end of the cut-off plug with a transverse passage and the upper edge of the shell of the cock with two recesses corresponding in length to the passage through the plug, in which is adapted to set one arm of a right-angled bar or plate, the opposite arm of which is slotted and adapted to set over one of the said staples, being confined thereon and in the passage of the plug by a padlock, the hasp of which passes through the staple, whereby the plug can be securely locked in a closed position, and thereby prevented from being opened by unauthorized persons.

In the accompanying drawings, Figure 1 represents a perspective view of a stop-cock provided with our improvements; Fig. 2, an end view of the cock; and Fig. 3, a detached perspective view of the locking plate or bar.

Referring to the drawings, the letter A indicates the shell of the cock, having branches B B for connection with the supply-pipe and with a meter, as ordinarily; and C represents the usual rotating cut-off plug, the projecting

end or head *a* of which is of angular shape for receiving a wrench by which to operate it. Below said angular head is formed a transverse opening or passage, *b*, and in the upper edge of the shell, on opposite sides thereof, are formed recesses *c c*, which are of a size and shape corresponding to the opening or passage *b* through the plug.

The sides of the shell are each constructed with a laterally-projecting staple or loop, D, the same being diametrically opposite to each other, and arranged below and in line with the recesses *c* in the upper edge of the shell.

The locking bar or plate is composed of a right angle, one arm, *d*, of which is passed through the passage *b* in the cock and sets within the recesses *c* in the shell; and the other arm, *e*, of said bar or plate is provided with a slot, *f*, which is adapted to fit over one of the staples or loops, where it is confined in place by a padlock, the hasp of which is passed through the staple or loop, thereby effectually preventing the cut-off plug from being operated and the supply of gas or water, &c., turned on by unauthorized persons.

By providing the shell with two staples, arranged on opposite sides thereof, the locking bar or plate is adapted to be locked in position on either side of the cock, thereby permitting the padlock to be hung in position at the front of the cock, whether the same is connected with the meter at its right or left hand side.

What we claim is—

The combination of the shell or casing having a staple or staples projecting laterally therefrom, and provided in its upper side edges with recesses *c c*, a rotating cut-off plug having a transverse passage, *b*, through it below the operating-head, and a right-angled bar or plate, one arm of which is adapted to pass through the passage *b* in the plug, and the other arm to connect with the staple and be confined by a lock, substantially as and for the purpose described.

In testimony that we claim the foregoing we have hereunto set our hands in the presence of the subscribing witnesses.

JAMES BRYAN.
HENRY MATHER.

Witnesses:

PETER H. JOBES,
JAMES J. MACKLIN.