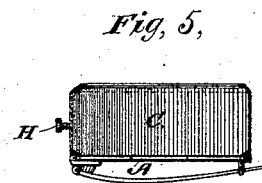
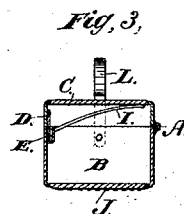
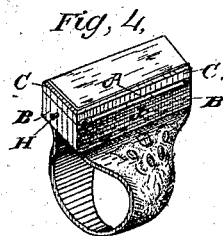
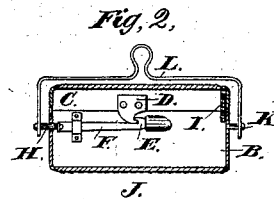
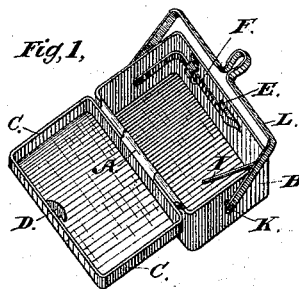


S. COLEMAN.
Jewelry-Charm.

No. 219,445.

Patented Sept. 9, 1879.



Attest:
Geo. F. Smallwood Jr.
Walter Allen

Inventor
Solomon Coleman.
By *Knights*
attys

UNITED STATES PATENT OFFICE.

SOLOMON COLEMAN, OF THE TAXING DISTRICT OF MEMPHIS, TENNESSEE.

IMPROVEMENT IN JEWELRY-CHARMS.

Specification forming part of Letters Patent No. **219,445**, dated September 9, 1879; application filed April 21, 1879.

To all whom it may concern:

Be it known that I, SOLOMON COLEMAN, of the Taxing District of Memphis, in the county of Shelby and State of Tennessee, have invented new and useful Improvements in Jewelry, of which the following is a specification.

The principal object of this invention is to adapt a match box or safe to serve as an article of ornament as well as for use in conveniently accessible position.

To this end the invention consists in providing a charm for the watch or other chain, or a setting for a breastpin or ring, in any metal or other suitable material, constructed with a receptacle for matches and a hinged lid or cover, to be opened by a spring arrangement acting by a pressure from the fingers of the hand from the outside, one side or face of the box having a roughened surface to strike the matches on.

In the accompanying drawings, Figure 1 is a perspective view of the device adapted for a charm for the watch-chain, showing the box open. Fig. 2 is a longitudinal section of the same closed. Fig. 3 is a transverse section thereof. Fig. 4 is a perspective view of the device adapted for a finger-ring. Fig. 5 is a top view thereof adapted to a breastpin.

B is the box, and C its cover, hinged at A, and held shut by a hasp, D, and catch E, connected to a slide, F, and advanced by a spring.

A stud, H, on the end of the slide F extends out through one end of the box, to receive the pressure of the thumb for releasing the hasp. A spring, I, throws up the cover when thus released. The roughened surface for striking matches is indicated at J.

In adapting the device for a watch-chain charm, the stud H and a rigid stud, K, projecting from the opposite end of the box, furnish a hinge attachment for a pendant, L, by which it is suspended from the chain. The said pendant constitutes the spring of the sliding catch E F. When the pendant is not used the catch will either operate by a separate spring or be so attached to the box as to form its own spring.

Having thus described my invention, the following is what I claim as new therein and desire to secure by Letters Patent:

A charm or setting for jewelry, consisting of a box or receptacle, B, provided with a hasp, D, a slide, F, having catch E, a push-stud, H, and a device for attaching the article, substantially as shown and described.

In testimony whereof I hereunto set my hand this 4th day of April, 1879.

SOLOMON COLEMAN.

In presence of—

JAMES B. COOK,
H. E. GOODLET.