

A. M. GRAVES.  
Temporary-Binder.

No. 219,576.

Patented Sept. 16, 1879.

FIG. 1.

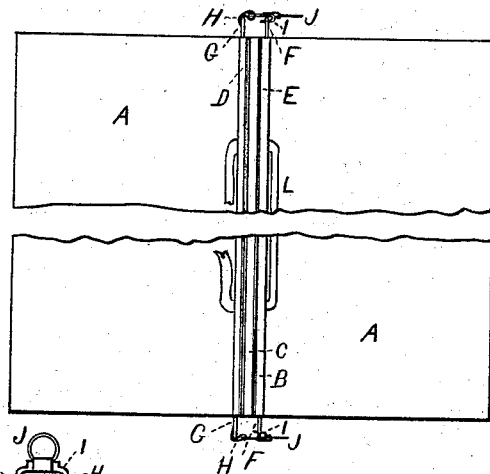


FIG. 2.

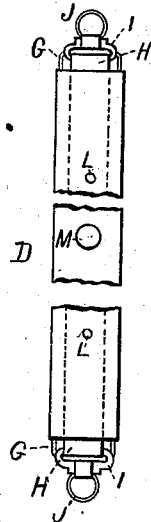


FIG. 3.

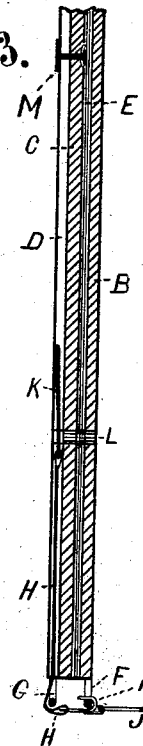
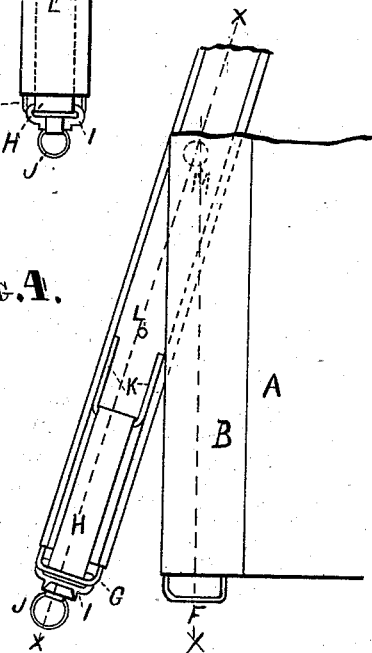


FIG. 4.



ATTEST.  
A. G. Moorey.  
L. M. Boynton

INVENTOR.  
Albert M. Graves  
by J. L. Chapin his  
Atty.

# UNITED STATES PATENT OFFICE.

ALBERT M. GRAVES, OF CHICAGO, ILLINOIS.

## IMPROVEMENT IN TEMPORARY BINDERS.

Specification forming part of Letters Patent No. **219,576**, dated September 16, 1879; application filed April 3, 1879.

### *To all whom it may concern:*

Be it known that I, ALBERT M. GRAVES, of Chicago, in the county of Cook and State of Illinois, have invented a new and useful Improvement in Order and File Binders, of which the following is a specification, reference being had to the accompanying drawings, illustrating the device.

The object of the present invention is to provide convenient means for holding and filing orders or other papers and documents.

The nature of the invention consists in substantial covers jointed by fabric hinges to a two-part clamping-back. To one part of the back is pivoted centrally a metal plate, which is recessed longitudinally to receive elastic straps, which, by means of hooks on their ends, fasten to eyes attached to the other part of the back, and clamp any desired number of papers firmly between said two-part back, as the whole is to be hereinafter fully described and shown.

In the drawings, Figure 1 is a broken view of my improvement. Fig. 2 is a broken side view of the two-part back removed from the covers. Fig. 3 is a broken section of the two-part back, taken on line *x x*, Fig. 4. Fig. 4 is a broken side view of the device, showing the pivoted bar swung to one side, to show the position of one of the elastic straps and how the mechanism which holds it in place is constructed.

A A represent the covers, which are of ordinary construction, except that the fabric of the covers extends over metal frames B C, between which the sheets of paper, E, Fig. 3, are clamped.

To the plate C is pivoted a recessed metal plate, D, at M, Figs. 2, 3, and 4. The function

of the plate D is to support elastic straps H, which are fastened to loops K, and extend through loops G G on the ends of the plate.

To the outer ends of the elastic straps H are attached hooks I I, which fasten into loops F F on the ends of the plate B, and by the elastic force of the straps H firmly clamp any sheets of paper, E, between the plates B C, the elastic straps also permitting the plates to be adjusted to or from each other, so that a large or small file of papers may be held in place between the covers A A in the form of a book, a cord, L, being put through the two-part back and tied, to clamp the middle parts of the sheets. For small files the cord need not be used.

The plate D, being pivoted, may be swung to one side to attach the elastic rubber straps H or replace them with new ones.

The papers E may be kept in the binder or removed and new papers placed therein.

The device will be found most convenient in filing orders as they are received from traveling agents.

J J are the rings for manipulating the hooks I.

I claim and desire to secure by Letters Patent—

The two-part back B C, the covers A A, with a flexible joint between them and the back, the plate D, recessed out to receive the rubber straps H H, hooks I I, and loops F, G, and K, the whole constituting an order-binder, as and for the purpose set forth.

March 29, 1879.

ALBERT M. GRAVES.

Witnesses:

W. H. WELLS,  
D. W. GRAVES.