

C. L. PAGE.
Box-Fastener.

No. 219,649.

Patented Sept. 16, 1879.

Fig. 1.

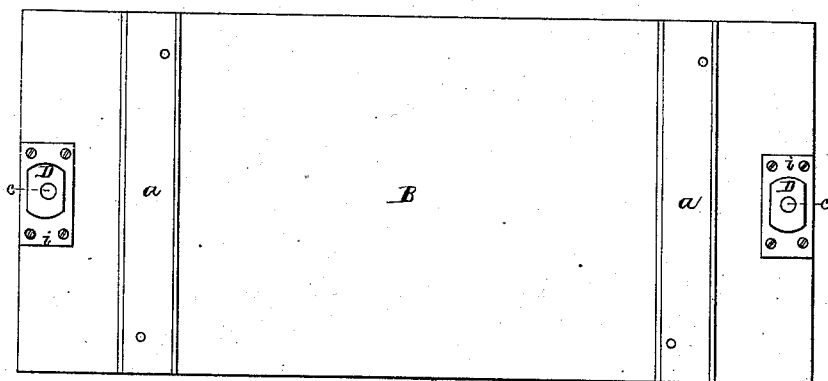


Fig. 2.

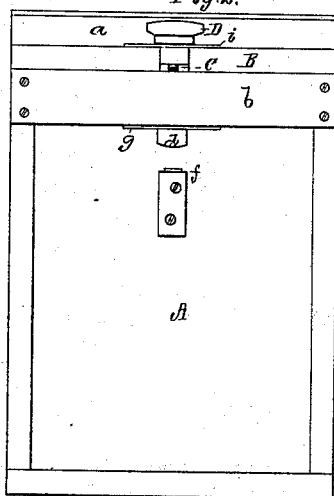


Fig. 3.

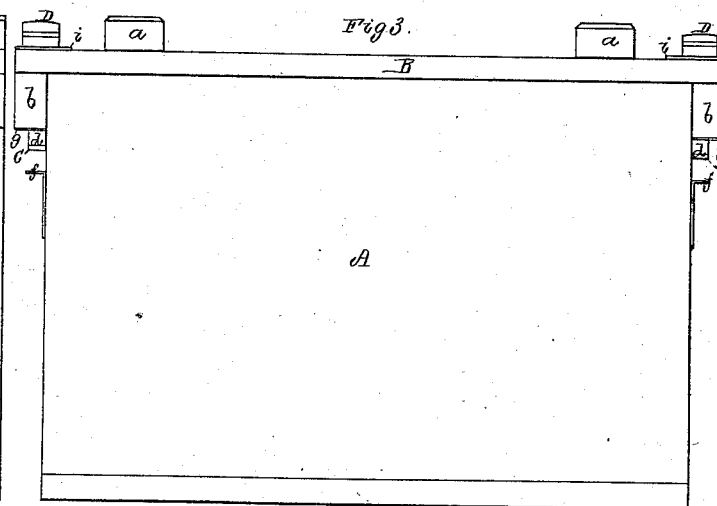
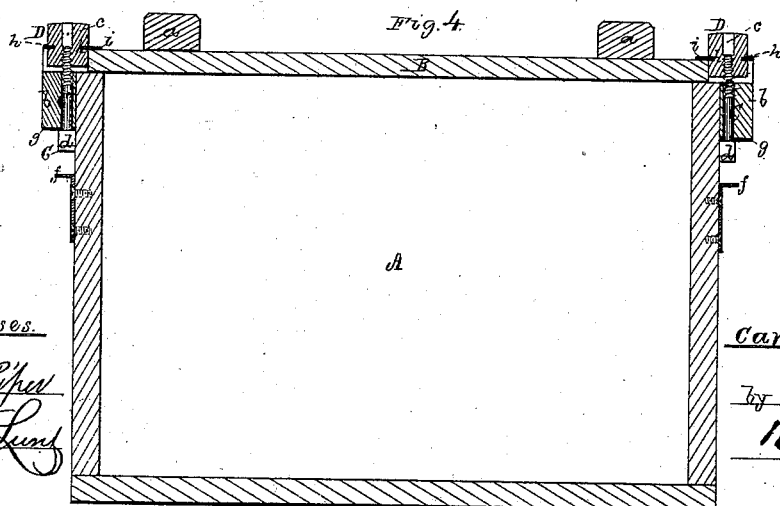


Fig. 4.



Witnesses.

S. W. Piper
W. W. Lund

Carlos L. Page

by his attorney
R. M. Eady

UNITED STATES PATENT OFFICE.

CARLOS L. PAGE, OF CAMBRIDGEPORT, MASSACHUSETTS.

IMPROVEMENT IN BOX-FASTENERS.

Specification forming part of Letters Patent No. **219,649**, dated September 16, 1879; application filed July 9, 1879.

To all whom it may concern:

Be it known that I, CARLOS L. PAGE, of Cambridgeport, of the county of Middlesex and State of Massachusetts, have invented a new and useful Improvement in Boxes and the Cover-Fasteners thereof; and do hereby declare the same to be fully described in the following specification and represented in the accompanying drawings, of which—

Figure 1 is a top view, Fig. 2 an end elevation, Fig. 3 a side view, and Fig. 4 a longitudinal section, of a box provided with my invention, which is specially applicable to boxes used for holding and transporting eggs, fruit, or various other matters, their covers generally being confined to their bodies by means of screws and nuts, which are very liable to become lost.

In my improvement each of the male screws for confining the cover to the box-body is to be so applied to the latter that when out of engagement with the nut such screw shall fall down even with or below the upper edge of the body, and still be so connected with the body that it cannot be accidentally lost or separated therefrom. Furthermore, the nut is connected with the cover, but capable of being revolved.

The cover is provided with cleats to extend above it and protect the nuts. Cleats are also fastened on the ends of the box at their upper edges, the male screws going through the said end cleats.

The purpose of having the screw fall down as described is to keep it, when the cover is off the body, from projecting above the latter in a way to render it liable to accidentally do injury to a person or object.

In the drawings, A denotes the box-body, and B the cover, *a a* being the cleats of the latter, and *b b* those of the former.

The male screws for holding the cover to the body are shown at C C. They extend up through holes *c c* in the cleats *b b*, and at their lower ends are provided with heads *d d*. When each screw is down so that its point is even with or below the top of its cleat-hole, the head of such screw rests upon a bracket or stud, *f*, extended from the body A in manner as shown; but when the screw is in its highest position the head bears against the lower edge of the cleat or a metallic plate, *g*, fixed thereto.

The screw may have its shank slotted lengthwise, to receive a pin inserted in the cleat and through the slot, such being an equivalent for the bracket.

The nut D has a groove, *h*, extending around it, to receive two plates, *i i*, that embrace it on opposite sides, and are arranged, as shown, on the cover, and fastened thereto, the whole serving to admit of the nut being revolved, and to so fasten it to the cover as to cause the two to maintain their connection when the cover is off the body.

The end cleats serve as protections of the brackets, and to prevent them from doing injury to other boxes placed end to end with their box.

I would remark that in some cases the rotary nut may be dispensed with and the screw be screwed upward into the cover, or into a plate fastened thereto.

In my invention the screws C C, for confining the cover to the body of the box, are movable vertically in the cleats *b b*, and have rests or brackets *f*, to support them when down and prevent them from falling out of the brackets and head. In my box there are cleats on the cover and cleats at the ends of the body, both serving important purposes with reference to the confining nuts and screws. Such are not found in either of the inventions described or shown in the United States Patents 55,455, 183,861, 210,242, and 62,938.

I claim as my invention in the box as follows:

1. The combination of the bracket *f*, applied to the end of the box-body A, with the male screw C, applied to the end cleat, *b*, as set forth.
2. The combination of the bracket *f*, applied to the body, with the male screw C, applied to the end cleat, *b*, as set forth, and with the nut D, connected with the cover, substantially in manner as specified.
3. The box-cover B, provided with the cleats *a*, and the rotary nuts D, in combination with the end cleats, *b*, the brackets *f*, and the screws C, applied to such end cleats, all being substantially as set forth.

CARLOS L. PAGE.

Witnesses:

R. H. EDDY,
J. R. SNOW.