

H. BLAKEMAN.
Safety-Hooks.

No. 219,677.

Patented Sept. 16, 1879.

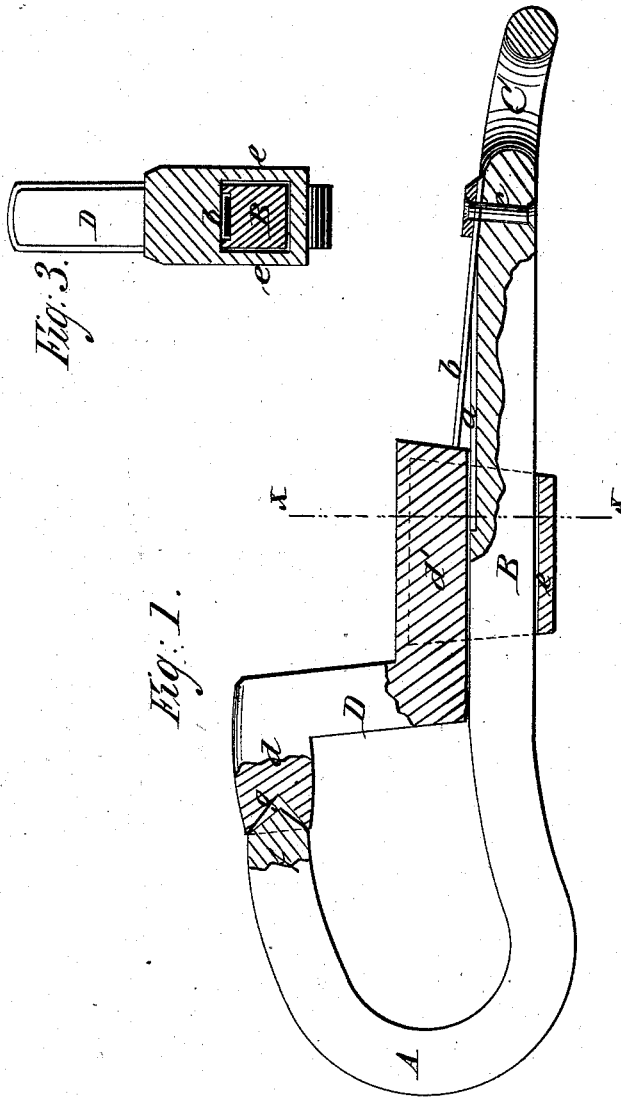


Fig. 1.

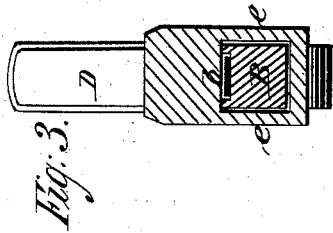


Fig. 3.

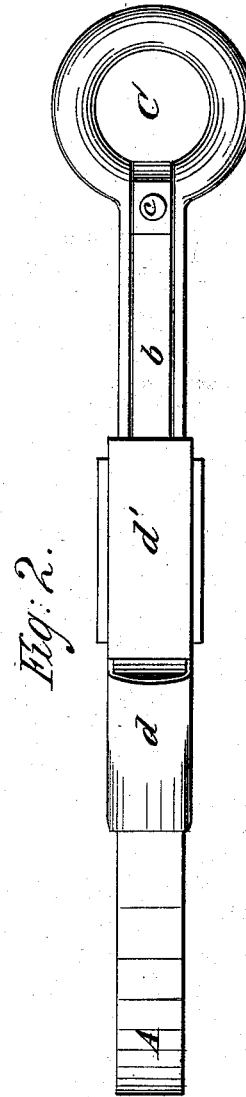


Fig. 2.

WITNESSES:

Achilles Fehsel.
C. Denigwick

INVENTOR:

H. Blakeman
BY *Mum & Co.*
ATTORNEYS.

UNITED STATES PATENT OFFICE.

HENRY BLAKEMAN, OF JEFFERSON CITY, MONTANA TERRITORY.

IMPROVEMENT IN SAFETY-HOOKS.

Specification forming part of Letters Patent No. 219,677, dated September 16, 1879; application filed May 23, 1879.

To all whom it may concern:

Be it known that I, HENRY BLAKEMAN, of Jefferson City, in the county of Jefferson and Territory of Montana, have invented a new and Improved Safety-Hook, of which the following is a specification.

The object of this invention is to prevent the bucket or other object suspended from the hook from slipping therefrom.

It consists in providing the hook with a keeper sliding on the shank to and from the point thereof, and a spring for locking it in place against the end of the hook.

In the accompanying drawings, Figure 1 is a side view of the hook, partly in section, showing the position of the keeper when closed against the end of the hook. Fig. 2 is an edge view of the hook and keeper from the front, and Fig. 3 is a cross-section of Fig. 1 on line *x x*.

Similar letters of reference indicate corresponding parts.

Referring to the drawings, A is the hook, B is the shank thereof, and C is the eye by which it is suspended from the rope or chain.

In the front edge of the shank is a slot, *a*, in which is set a spring, *b*, with its end next to the eye secured by a pivot, *c*, passed through the shank. D is the keeper, with two right-angular arms, *d d'*, the latter extending backward against the front edge of the shank, and having a rectangular socket, *e*, through which the shank is passed, while the former extends in the opposite direction in line with the end

f of the hook. The end of arm *d* has a socket, *g*, which receives the pointed end of the hook, as clearly shown in Fig. 1.

The keeper slips freely back and forth on the shank B, the spring being depressed in the slot, so it will run over it when pushed back; but when pushed down until the end of arm *d* bears against the end of the hook, the spring rises out of the socket, and its end bears against the end of arm *d'* and retains the keeper in connection with the end of the hook.

The operation of the device is very simple. When the bucket is to be suspended the keeper is slipped back, the bail of the bucket passed over the hook; the keeper is then pushed down until its socketed end bears against the pointed end of the hook, in which position it is retained by the spring *b*. When thus arranged it will be impossible for the bucket to slip from the hook.

I am aware that it is not new to use a sliding spring-tongue having its end notched to engage a corresponding notch in the hook; but

What I claim is—

A safety-hook composed of the hook A, with shank B, the eye C, and the sliding keeper D, and having the spring *b* fastened at one end to the upper side of its shank extended in groove *a* and adapted to rise behind the slide and lock it, as described.

HENRY BLAKEMAN.

Witnesses:

M. E. CULLEN,
THOMAS J. LOWRY.