

J. P. MERN.
Faucet.

No. 220,404.

Patented Oct. 7, 1879.

Fig. 1

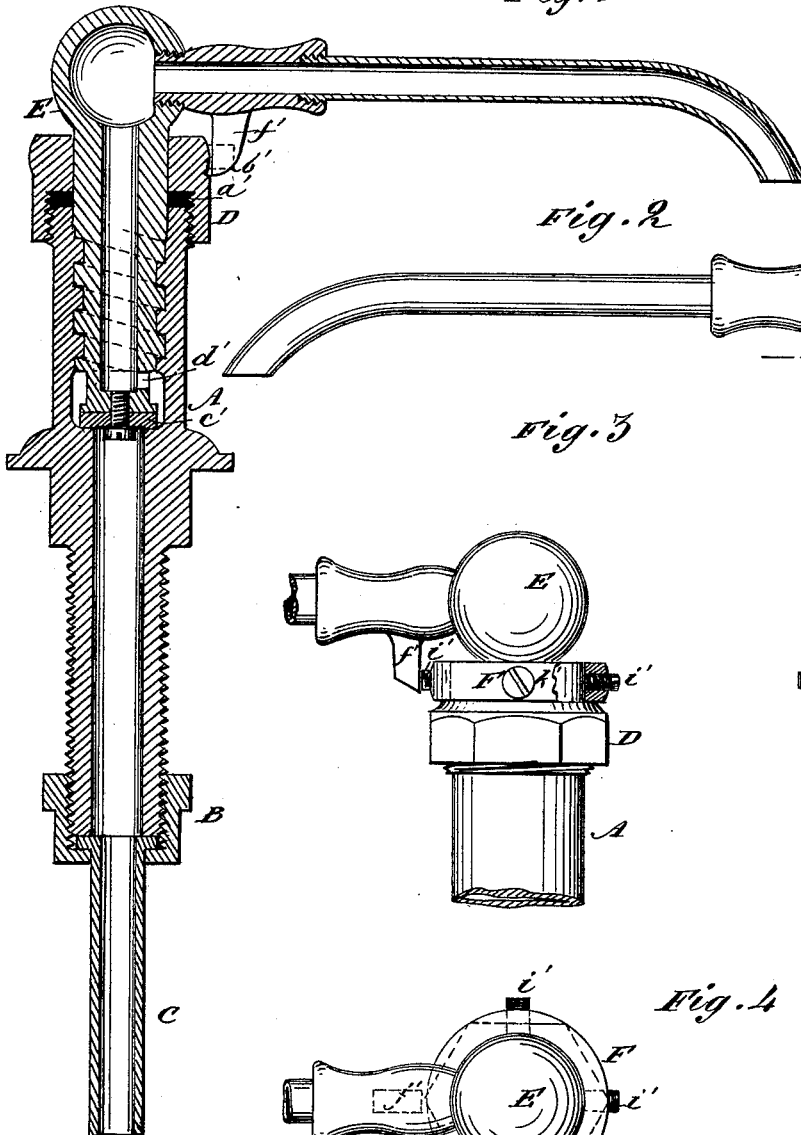


Fig. 2




Fig. 3

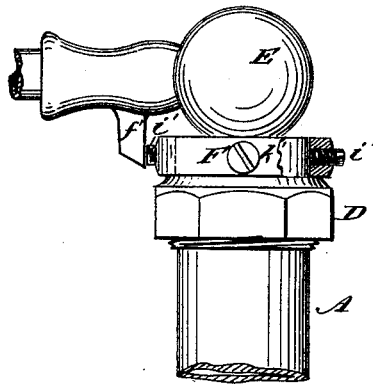


Fig. 4

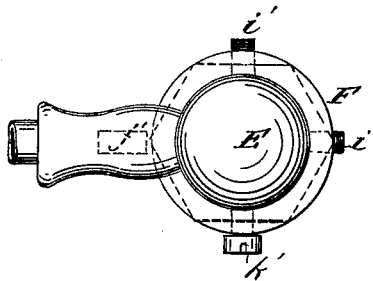
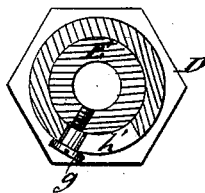


Fig. 5



WITNESSES:

C. Neveu
C. Sedgwick

INVENTOR:

J. P. Mern
BY *Munn & Co*
ATTORNEYS.

UNITED STATES PATENT OFFICE.

JOHN P. MERN, OF NEW YORK, N. Y., ASSIGNOR TO HIMSELF AND CHARLES J. TODD, OF SAME PLACE.

IMPROVEMENT IN FAUCETS.

Specification forming part of Letters Patent No. **220,404**, dated October 7, 1879; application filed July 12, 1879.

To all whom it may concern:

Be it known that I, JOHN P. MERN, of the city, county, and State of New York, have invented a new and Improved Faucet, of which the following is a specification.

Figure 1 is a vertical sectional elevation of the faucet, showing one of the stop devices. Fig. 2 is an elevation of the faucet, showing another stop device. Fig. 3 is an elevation of the faucet, showing a third stop device. Fig. 4 is a plan of the faucet and stop device shown in Fig. 3. Fig. 5 is a transverse section on line *x x*, Fig. 2.

Similar letters of reference indicate corresponding parts.

The object of this invention is to provide for basins, tubs, sinks, &c., a faucet that cannot leak, even under great pressure, and that cannot accidentally be turned the wrong way and left running when its mouth is not over the basin, tub, &c.

The invention consists in combining with a barrel-plug provided with stop and stuffing-box a collar provided with set-screw and stop, as hereinafter described.

In the drawings, A represents the barrel of the faucet; B, a coupling-nut by which it may be attached to a pipe, C. D, Fig. 1, is a stuffing-box, provided with elastic packing *a'* and stud *b'*, that is screwed upon the top of the barrel.

E is the plug, provided with a disk or valve, *c'*, that covers the tubular opening in the barrel, and provided also with holes or passages *d'*, through which the water flows from the barrel into the plug, and the horizontal part of the plug is provided with a stop, *f'*.

In Figs. 2 and 5 will be seen an equivalent arrangement of stop and stuffing-box, in which *g'* is the stud or stop on the plug, and *h'* the slot in the stuffing-box for the reception of the stop *g'*.

In Figs. 3 and 4 a still different, though equivalent, arrangement is shown for effecting the purpose in view. In these the collar F is set upon the stuffing-box, and firmly held

there by the set-screws *i'*, and the stud *k'* forms the abutment for the stop *f'*.

I am aware that is not new to construct a faucet or cock with a screw-plug, and that they have been constructed with stops on the barrel and corresponding grooves in the plug, and that packing has been used to make tight joints in them; but in all these cases, as the packing wears and ceases to keep the joints tight, the only remedy—and one which is troublesome and difficult—is to renew it, for the stops on the barrel and corresponding grooves in the plug are so arranged that the latter cannot be screwed down without impairing the efficiency of the device.

By applying packing in a stuffing-box to the top of the barrel, the joint here can always be kept tight by turning the stuffing-box down, and when the stuffing-box is turned down at any time the plug can be correspondingly elevated or turned so that it will preserve its primary reach or extent of lateral movement. The stuffing-box, too, and the ring serve as supports and guides for the plug.

I do not broadly claim a screw-valve or a faucet or cock that is provided with a stop, and operated by the horizontal extension that delivers the water, as these are well known; but I am not aware that the screw-valve and stop have ever before been combined with a stuffing-box containing packing, or that the stop has ever before been located on the plug-collar or stuffing-box.

Having thus described my invention, what I claim as new, and desire to secure by Letters Patent, is—

In combination with the barrel A, plug E, provided with stop *f'*, and stuffing-box D, the collar F, provided with set-screw *i'* and stop *k'*, substantially as and for the purposes described.

JOHN P. MERN.

Witnesses:

C. SEDGWICK,
I. I. STOVER.