

E. SCHAUB.
Cartridge Belt and Holder.

No. 220,550.

Patented Oct. 14, 1879.

Fig. 1.

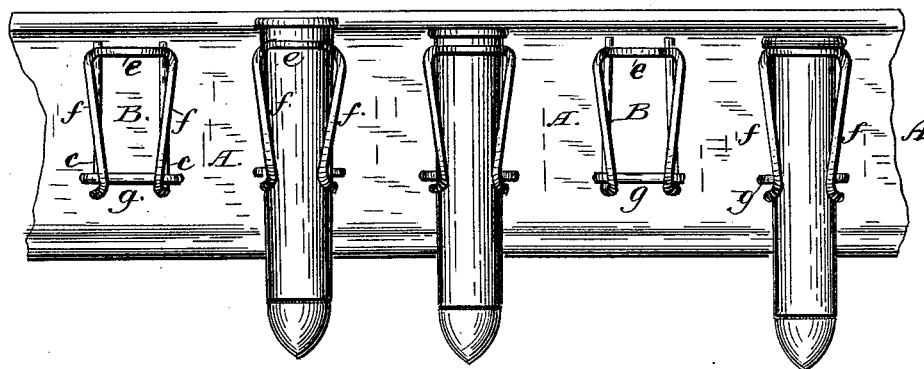


Fig. 2.

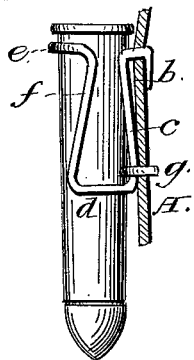


Fig. 4.

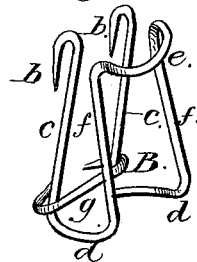
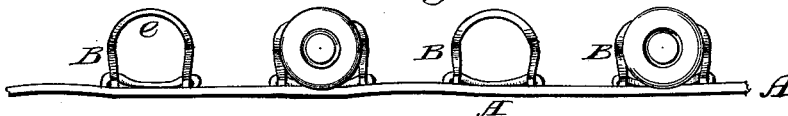


Fig. 3.



Witnesses
Red. G. Dietrich
C. F. Petersen.

Inventor
Edward Schaub
 by *Louis Baggett & Co.*
Attorneys

UNITED STATES PATENT OFFICE.

EDWARD SCHAUB, OF CHICAGO, ILLINOIS.

IMPROVEMENT IN CARTRIDGE BELTS AND HOLDERS.

Specification forming part of Letters Patent No. **220,550**, dated October 14, 1879; application filed August 11, 1879.

To all whom it may concern:

Be it known that I, EDWARD SCHAUB, of Chicago, in the county of Cook and State of Illinois, have invented certain new and useful Improvements in Cartridge Belts and Holders; and I do hereby declare that the following is a full, clear, and exact description of the invention, which will enable others skilled in the to art which it appertains to make and use the same, reference being had to the accompanying drawings, which form a part of this specification, and in which—

Figure 1 is a front view of a part or section of a cartridge-belt provided with my improved holder. Fig. 2 is a cross-section of the belt, showing the holder in side elevation. Fig. 3 is a top view of section of belt and holder, and Fig. 4 is a perspective view of the holder detached from the belt.

Similar letters of reference indicate corresponding parts in all the figures.

This invention relates to cartridge-holders of that class that are affixed to belts and the cartridges inserted into said holders on the outside of the belt; and it consists in the construction of a wire holder provided with hooks for its permanent attachment to the belt, substantially as hereinafter more fully set forth.

In the drawings, A is the belt, which may be made of leather, rubber, canvas, or any other suitable flexible material. B is the holder, which consists of a piece of wire bent so as to form two pointed hooks, *b b*, two parallel parts, *c c*, then bent at or about right angles, as shown at *d d*, and then bent upward again and inwardly toward the belt, when the middle part of the wire forming the holder is bent outward in a semicircle from the belt, as shown by the letter *e* in the drawings.

This construction of the holder gives the requisite spring to the inwardly-bent parts *ff*, to enable them to force the upper semicircular rim, *e*, in under the rim of the cartridge, as shown in the drawings, so as to hold it tight and prevent it from slipping out. At the same time the cartridge may be easily withdrawn from the belt and holder when desired for use.

The lower part of the holder is secured by a staple, *g*, to the belt or band, the said staple straddling the two arms *c c* at the point where they are bent at right angles to form the projecting arms *d d*.

Having thus described my invention, I claim and desire to secure by Letters Patent of the United States—

1. A cartridge-holder consisting of a section of wire or a flexible metal strip bent to form hooks *b b*, straight parallel parts *c c*, projecting arms *d d*, and inwardly-bent arms *f f*, curved to form the bail *e*, substantially as set forth.

2. The belt A, provided with the cartridge-holders B, consisting each of a section of wire or a flexible metal strip bent to form hooks *b b*, straight parallel parts *c c*, projecting arms *d d*, and inwardly-bent arms *f f*, curved to form the bail *e*, substantially as and for the purpose herein shown and described.

In testimony that I claim the foregoing as my own I have hereto affixed my signature in presence of two witnesses.

EDWARD SCHAUB.

Witnesses:

ALBERT C. STAYART,
SIMON PETER BLUMENTHAL.