

J. F. EMERSON.
Bootee.

No. 220,710.

Patented Oct. 21, 1879.

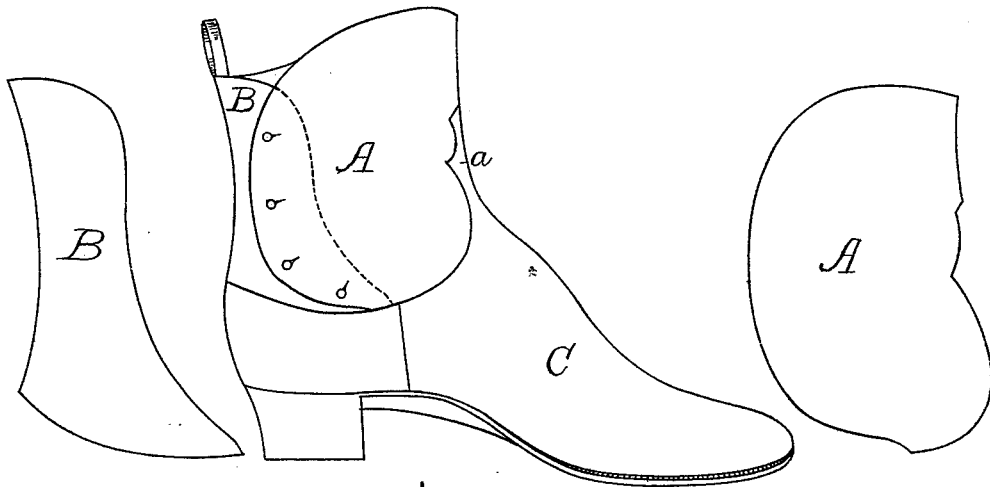


Fig. 3.

Fig. 1.

Fig. 4.

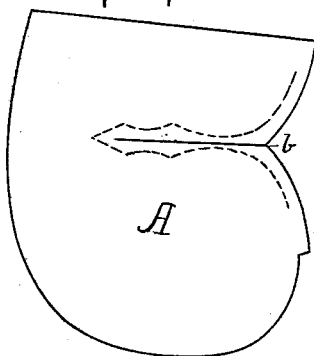


Fig. 5.

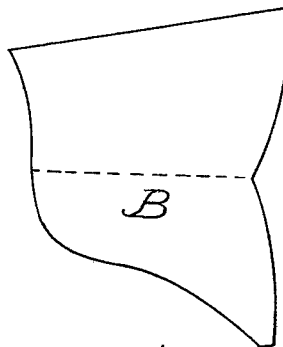


Fig. 6.

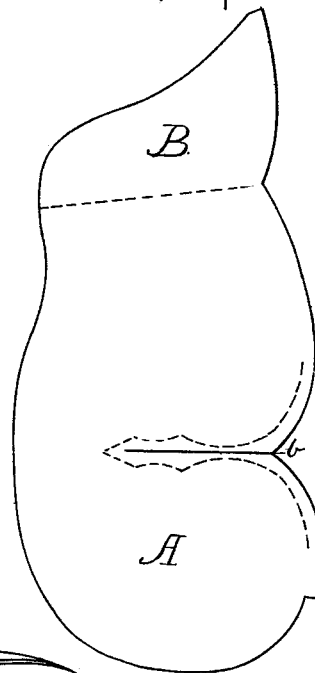


Fig. 7.

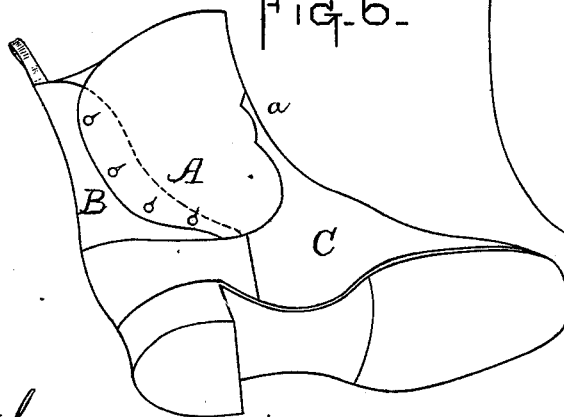


Fig. 2.

Wm. Zittel.
Chas. F. Sleeper.

James F. Emerson
by Maynard & Co.
his Attys.

UNITED STATES PATENT OFFICE.

JAMES F. EMERSON, OF WAKEFIELD, MASSACHUSETTS.

IMPROVEMENT IN BOOTEES.

Specification forming part of Letters Patent No. **220,710**, dated October 21, 1879; application filed September 15, 1879.

To all whom it may concern:

Be it known that I, JAMES F. EMERSON, of Wakefield, in the county of Middlesex and State of Massachusetts, have invented an Improved Bootee, of which the following is a full, clear, concise, and exact description, reference being had to the accompanying drawings, forming a part hereof.

In the drawings, Figure 1 is a side elevation, and Fig. 2 a perspective view, of my improved bootee; and Figs. 3 and 4 are patterns of the two pieces, which are characteristic of my invention. Figs. 5, 6, and 7 show these pieces integral with other parts of the leg.

The object of my invention is to do away with the bagginess around the ankle formed in most bootees, and to make an article which can be readily put onto and taken off of a foot it will fit, and yet reach well up the leg, give the appearance when in use of a boot, and fit snugly around the ankle.

Instead of the usual side seams, my bootee is left open on one side, as shown in the drawings, the rear portion of the part marked A and the front portion of the part marked B being cut as shown in the drawings, thus admitting of the buttons being placed so as to form a curve which begins below and runs upward back of the ankle-bone. It is this which constitutes the distinguishing characteristic of my invention, this mode of forming the parts A and B causing the buttons or other fastenings to lie in a hollow, as the outer surface of the bootee when on the foot slopes inward along a line from the ankle-bone to any one of the buttons. Owing to this the buttons are best put on in my bootee the reverse of the usual way—that is, on the right of the bootee for the left foot, as shown clearly in the drawings, (which show a bootee for the left foot,) and on the left of the bootee for the right foot,

thus bringing the buttons on the right side of the left foot and left side of the right foot when the bootee is worn. This renders my bootee especially desirable for corpulent persons, who find it very difficult to use fastenings on the right side of the right foot and left side of the left foot, or at the front of the foot.

The construction of the other parts of my bootee are plain from the drawings, and need not be described, as they embrace nothing new. It will also be understood by all skilled in the art that the part A may be joined by a seam or be in one piece with the remainder of the ankle part of the bootee, and so of the part B.

When a heel-seam is used Fig. 3 shows the whole of part B, and when a front seam is used Fig. 4 shows the whole of part A.

Figs. 5 and 6 show parts A and B cut so as to obviate the necessity of both front and heel seams, and Fig. 7 shows parts A and B cut in one piece, so as to form the ankle part without front, side, or heel seam.

In Figs. 5 and 7 the part A is slit, as shown in dotted lines, and the part *a* of the front C is inserted in this slit, opened for that purpose. This does away with the need of crimping.

What I claim as my invention is—

The improved bootee above described, having the two parts A and B in the leg cut and fastened together as described, the line of fastenings extending below and back of the ankle-bone.

JAMES F. EMERSON.

Witnesses:

J. E. MAYNADIER,
GEORGE O. G. COALE.