

(No Model.)

O. S. PITNY.

HORSE COLLAR FASTENING.

No. 260,048.

Patented June 27, 1882.

Fig. 1.

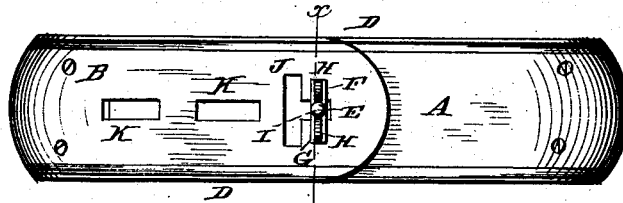


Fig. 2.

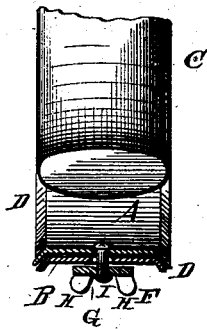


Fig. 3.

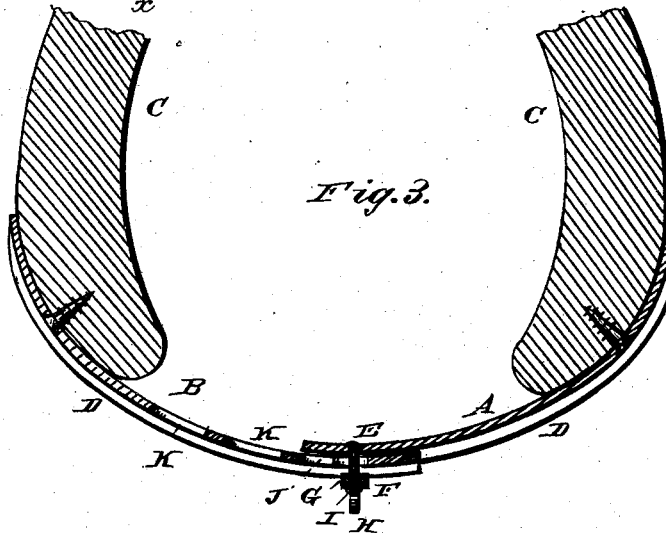
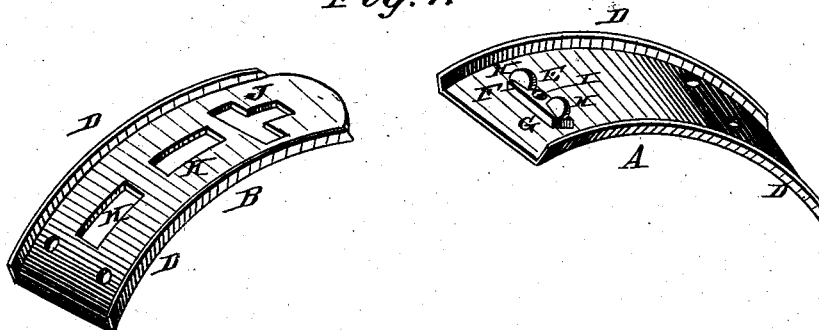


Fig. 4.



WITNESSES:

Wm. L. Dietrich
P. C. Dietrich

INVENTOR.

O. S. Pitny
by *C. A. Snow & Co.*
ATTORNEYS.

UNITED STATES PATENT OFFICE.

OMEN S. PITNY, OF FULTON, MISSOURI.

HORSE-COLLAR FASTENING.

SPECIFICATION forming part of Letters Patent No. 260,048, dated June 27, 1882.

Application filed April 17, 1882. (No model.)

To all whom it may concern:

Be it known that I, OMEN S. PITNY, of Fulton, in the county of Callaway and State of Missouri, have invented certain new and useful Improvements in Horse-Collar Fastenings; and I do hereby declare that the following is a full, clear, and exact description of the invention, which will enable others skilled in the art to which it appertains to make and use the same, reference being had to the accompanying drawings, which form a part of this specification.

This invention has for its object to provide a simple, durable, inexpensive, and efficient fastening for hames and the like.

In the drawings, Figure 1 is a plan view; Fig. 2, a cross-section on the line *x x*, Fig. 1; Fig. 3, a longitudinal sectional view, and Fig. 4 a perspective view of the different plates detached.

Referring by letter to the drawings, A B designate two curved or convexed metallic plates, which are secured, as shown, to the free ends of the hames C C, and have their side edges turned upwardly to form flanges D D, that lessen the lateral strain on the securing device.

One of the plates, A, is provided near its free end with an upwardly-projecting pin or screw, E, on which works a thumb-nut, F, consisting of a long narrow nut, G, having on its upper side vertical wings H H.

Screw or pin E is provided with a head, I, to prevent the thumb-nut from coming entirely off. The other plate, B, which is secured to the opposite hame, is provided with a T-slot or perforation, J, and in rear of this with a series of longitudinal slots or openings, K.

The advantages and operation of my inven-

tion will be readily understood. The hames are first adjusted over the animal's neck, and the ends carrying the plates brought together with plate B underneath plate A. The thumb-nut F is then passed through the head of the T-slot and the screw drawn down into the shank of the slot, thus securely fastening the hames together.

If the hames or collar should be too large, it may be adjusted to fit the neck of the animal by simply turning the thumb-nut first and passing it through one of the longitudinal slots K, when it is turned at right angles to the slot and the secure fastening of the plates effected.

It will thus be seen that in my device the hames are readily adjusted and the plates securely fastened together, and there are no straps, &c., to become broken or lost.

Having thus described my invention, I claim and desire to secure by Letters Patent of the United States—

The combination, with the curved plate A, having its side edges turned outwardly at nearly right angles to the body, and having a suitable fastening device, of the correspondingly-curved plate B, having like flange edges which are adapted to fit and slide inside the turned edges of the other plate, the latter thus forming a guide and re-enforce against lateral strain or displacement of the plates, and to be engaged by the fastening device on plate A, substantially as set forth.

In testimony that I claim the foregoing as my own I have hereto affixed my signature in presence of two witnesses.

OMEN S. PITNY.

Witnesses:

JOHN R. PARTEE,
T. L. BASKETT.