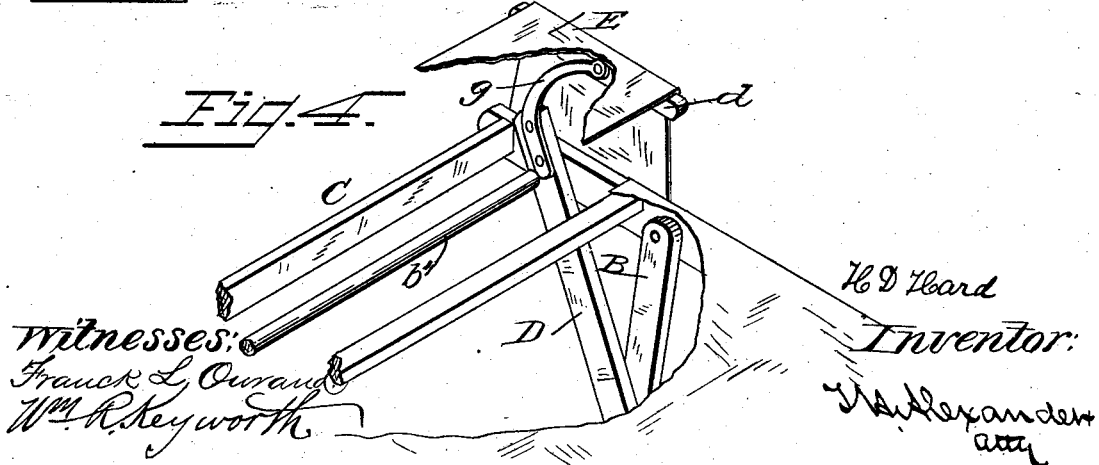
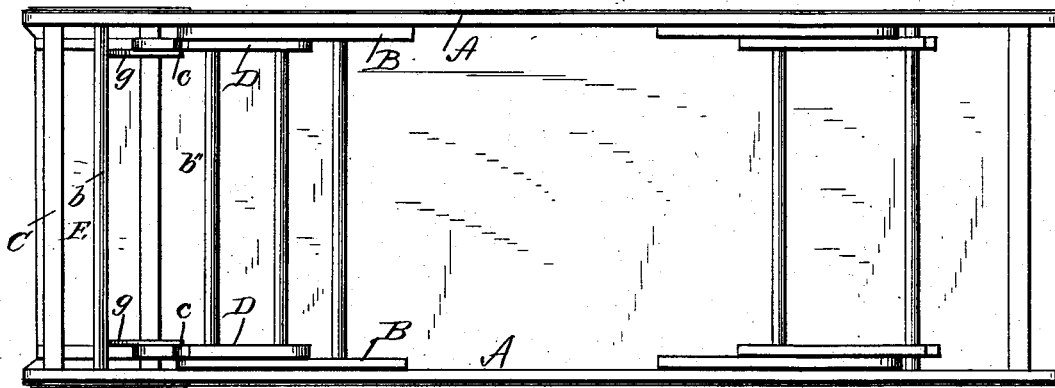
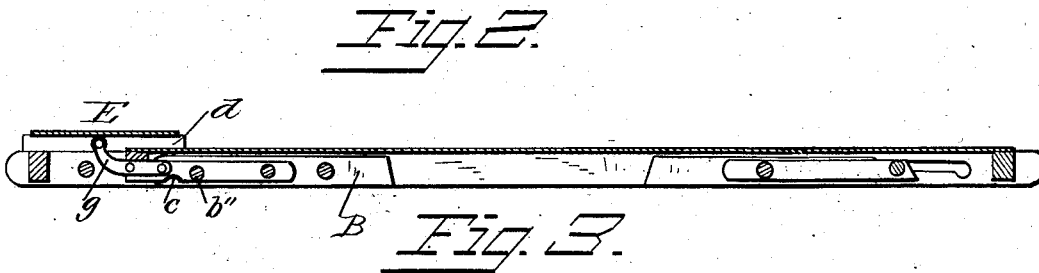
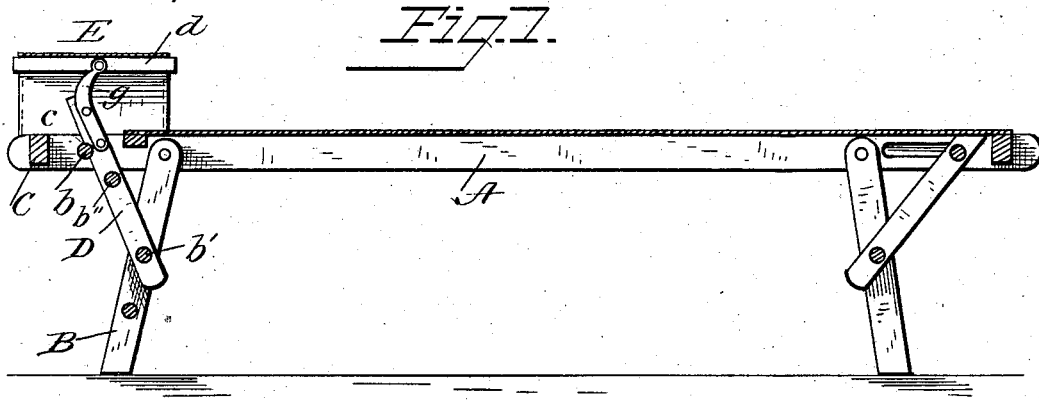


(No Model.)

H. D. HARD.  
HEAD REST FOR COT BEDS.

No. 260,677.

Patented July 4, 1882.



Witnesses:  
Frank L. Ourand  
Wm. R. Keyworth

H. D. Hard  
Inventor:  
J. H. Alexander  
att

# UNITED STATES PATENT OFFICE.

HENRY D. HARD, OF ONEIDA, NEW YORK.

## HEAD-REST FOR COT-BEDS.

SPECIFICATION forming part of Letters Patent No. 260,677, dated July 4, 1882.

Application filed May 25, 1882. (No model.)

*To all whom it may concern:*

Be it known that I, HENRY D. HARD, of Oneida, in the county of Madison and State of New York, have invented certain new and useful Improvements in Head-Rests for Cot-Beds; and I do hereby declare that the following is a full, clear, and exact description thereof, reference being had to the accompanying drawings, and to the letters of reference marked thereon, which form part of this specification, in which—

Figure 1 is a longitudinal section with the legs and head-rest properly adjusted; Fig. 2, same with head-rest and legs closed. Fig. 3 is a bottom view with legs folded; and Fig. 4 a detail perspective of the head of the cot.

The object I have in view is to provide a cot-bed with means whereby a comfortable pillow or head-rest may be quickly adjusted and rigidly held in position; and to these ends my invention consists in the combination, with the hinged or folding legs of a cot, of a supplemental frame pivoted thereto, so constructed and arranged that a strip of canvas or other suitable material may in the act of adjusting the upper or head legs be projected above the surface of the bed and there securely held in place, all as will be hereinafter more particularly set forth and claimed.

In order that others may avail themselves of the benefits of my invention, I will now proceed to describe its construction and operation.

A represents the side bars of a cot-bed, and B the upper or head legs, which are pivoted to the side bars in the usual way at about a foot (more or less) from the ends of the side bars. The canvas is secured to the side bars from where these legs are pivoted to the lower or foot ends of said bars, thus leaving projecting ends beyond the head legs, and these ends are connected by a round, *b*, and end bar, C.

D D represent supports through which the round *b'* loosely passes, thus securing them to the legs somewhere near their center. The supports D D are also provided with notches *c c* and round *b''*, and at their upper ends with curved metal braces *g g*, which latter are firmly secured by bolts or otherwise. To the top ends of these braces are pivoted the supports *d d*, whose length should conform to the width of the strip of material forming the head-rest E.

It will be observed that the curved metal

braces *g g* should extend above the surface of the bed sufficiently high to have the head comfortably elevated, and the strip E, which is secured to the side bars, should be sufficiently slack to admit of the braces *g g* being slipped under it when the legs B B are straightened out.

By thus constructing a cot-bed it will be seen that the head-rest is elevated or lowered by the act of raising or folding the bed for use, and that when the legs are folded the head-rest is retracted and lies close to the surface of the main frame, while, when opened out, the head-rest is projected upward, and when the notches *c c* fall over the round *b'* both the head-rest and legs are firmly braced in position for use.

Having thus fully described my invention, what I claim as new, and desire to secure by Letters Patent, is—

1. In a cot-bed, a pillow or head-rest automatically projected above the level of the bed by the action of the legs, substantially as set forth.

2. The combination, in a cot or other bed, of its folding legs with a supplemental frame arranged and adapted to elevate a head-rest or pillow, substantially as set forth.

3. The combination, in a cot or other bed, of a supplemental frame-work for supporting the head-rest or pillow, with a movable or adjusting arm or lever, whereby the head-rest is automatically elevated and held in position, substantially as herein set forth.

4. The combination, in a cot or other bed, of the folding legs B B, with the supplemental frame-work for supporting the head-rest, and the slack strip of canvas or other suitable material, substantially as set forth.

5. The combination of the folding legs B B, supports D D, curved braces *g g*, pivoted supports *d d*, and the slack canvas E, all constructed and arranged to operate substantially as and for the purpose set forth.

In testimony that I claim the foregoing as my own I affix my signature in presence of two witnesses.

HENRY D. HARD.

Witnesses:

EDWIN J. BROWN,  
W. J. HICKOX.