

(No Model.)

E. A. SMITH.
SMOKING CARTRIDGE.

No. 261,056.

Patented July 11, 1882.

Fig. 1.



Fig. 2.

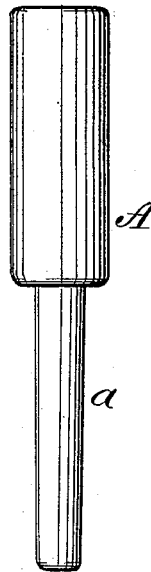


Fig. 3.

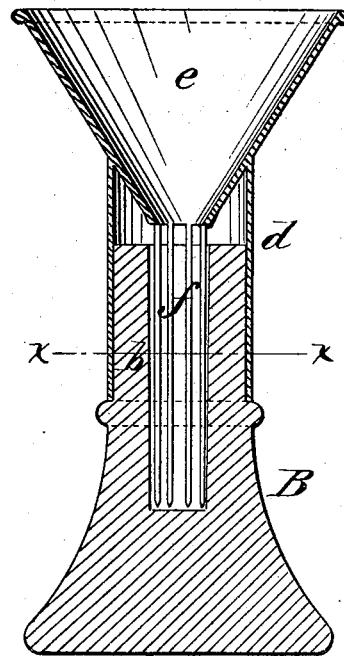


Fig. 6.



Fig. 5.

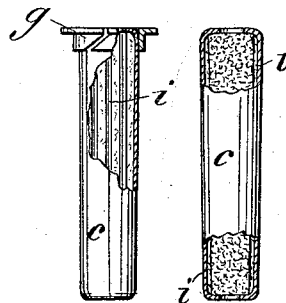
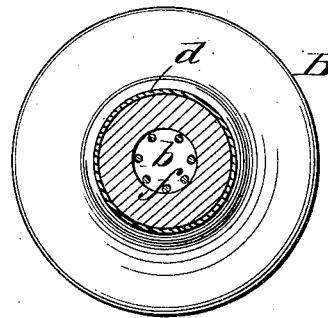


Fig. 4.



WITNESSES:

Donn Twitchell.
C. Sedgwick

INVENTOR:

E. A. Smith

BY

Munn & Co

ATTORNEYS.

UNITED STATES PATENT OFFICE.

EDWARD A. SMITH, OF ST. ALBANS, VERMONT.

SMOKING-CARTRIDGE.

SPECIFICATION forming part of Letters Patent No. 261,056, dated July 11, 1882.

Application filed December 5, 1881. (No model.)

To all whom it may concern:

Be it known that I, EDWARD A. SMITH, of St. Albans, in the county of Franklin and State of Vermont, have invented a new and useful Improvement in a Smoking-Cartridge, of which the following is a full, clear, and exact description.

My improvements relate to the manufacture of tobacco cartridges for use in smoking-tubes of the character shown in Letters Patent granted to me September 20, 1881.

The invention consists in a smoking-cartridge, and in combination therewith in a flanged split metallic collar, as hereinafter described and claimed.

Reference is to be had to the accompanying drawings, forming a part of this specification, in which similar letters of reference indicate corresponding parts in all the figures.

Figure 1 is a longitudinal section of the cartridge-shell. Fig. 2 is a side view of the mandrel used in the manufacture of the cartridge-shells. Fig. 3 is a longitudinal section of the filling implement. Fig. 4 is a cross-section on line *xx* of Fig. 3. Fig. 5 is a sectional side view; Fig. 6, a cross-section of the complete cartridge.

In the manufacture of the shell or covering *c* (shown in Fig. 1) I use asbestos paper, and form the shell by rolling the paper on the smaller portion, *a*, of the mandrel *A*. (Shown in Fig. 2.) The paper is rolled in two or more thicknesses, and the end secured by adhesive material to form the tube, and the outer end of the tube is then turned down on the end of the mandrel. This forms a substantial shell for receiving the tobacco.

The filling or tamping implement shown in Figs. 3 and 4 consists of a base, *B*, of wood or other suitable material, having a central recess, *b*, at one end of the length and diameter of the finished shell or tube, and a removable upper portion or tube, *d*, of sheet metal, which sets over the base *B*, and is formed with a flaring mouth-piece, *e*, that serves as a receptacle for the tobacco. The mouth-piece *e* terminates above the recess *b* of the base with an aperture slightly smaller than the diameter of the cartridge, and to the lower end of the piece *e* a number of small wires, *f*, are rigidly attached. These wires are of a length to extend to the bottom of the recess *b*, and are fixed at equal distances apart in a circle, so as to pass loosely into the base *B*. This implement is used to fill

the cartridge as follows: The top portion, with the mouth-piece *e*, being removed, the cartridge-shell *c* is placed in the recess of base *B*, with the open end upward, and the top being then replaced, the wires *f* extend within the shell and against its inner surface. Tobacco contained in the mouth *e* is then forced down into the shell with a small round stick or other suitable device until the shell is filled with the tobacco, pressed tightly, after which the top *d* is removed, the end of the shell or covering turned down upon the tobacco, and the cartridge then removed.

The wires *f* serve to form longitudinal draft-passages in the cartridges, as shown at *i* in Figs. 5 and 6, so as to insure free smoking.

When the cartridge is to be placed in the smoking-tube a flanged metal collar, *g*, is placed on one end, as shown in Fig. 5. This collar is split crosswise, as shown, so that it may pass on the cartridge readily and be compressed by entering the end of the smoking-tube in which the collar fits tightly. The collar serves to make a tight joint between the tube and cartridge.

The cartridge made as described contains a considerable quantity of tobacco in the compressed state, and will smoke freely. The asbestos paper will not burn, and retains its form, so that when smoked out the empty shell can be removed with the refuse and the tube will be left clean. The bad taste and effects of burning paper are thus entirely avoided.

I am aware that an asbestos shell open at each end and filled with compressed tobacco, through which a central hole is left, is not new; also, that cut or broken tobacco has been tamped into a shell or wrapper around a central wire; also, that a funnel and wooden mold have been used in filling shells with compressed tobacco; but

What I claim as new and of my invention is—

1. A tobacco cartridge for use in smoking-tubes, consisting of an open-ended shell, *c*, filled with compressed tobacco, longitudinal peripheral grooves *i* being left, as shown and described.

2. The flanged metallic collar *g*, split, in combination with a tobacco cartridge, as described.

EDWARD A. SMITH.

Witnesses:

GEO. D. WALKER,
C. SEDGWICK.