

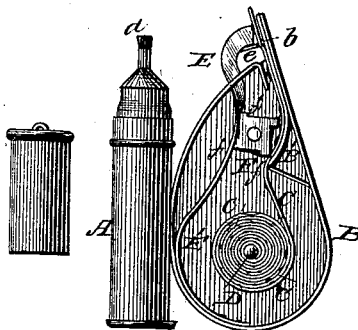
(No Model.)

H. UNGER.  
CIGAR LIGHTER.

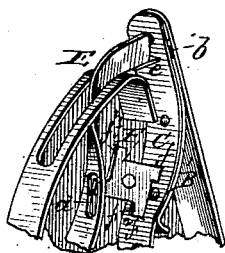
No. 261,070.

Patented July 11, 1882.

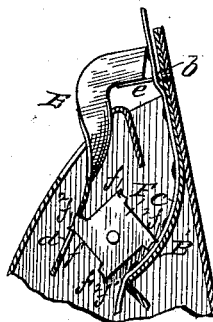
*Fig. 1,*



*Fig. 2,*



*Fig. 3,*



WITNESSES:

*Ad. L. Dietrich*  
*Charles H. Berlin*

*Henry Unger*  
INVENTOR,  
*Louis Bagger & Co.*  
ATTORNEYS.

# UNITED STATES PATENT OFFICE.

HENRY UNGER, OF BALTIMORE, MARYLAND.

## CIGAR-LIGHTER.

SPECIFICATION forming part of Letters Patent No. 261,070, dated July 11, 1882.

Application filed June 5, 1880. (No model.)

To all whom it may concern:

Be it known that I, HENRY UNGER, of Baltimore, in the county of Baltimore and State of Maryland, have invented certain new and useful Improvements in Cigar-Lighters; and I do hereby declare that the following is a full, clear, and exact description of the invention, which will enable others skilled in the art to which it appertains to make and use the same, reference being had to the accompanying drawings, which form a part of this specification, and in which—

Figure 1 is a side view of my improved cigar-lighter with the face-plate of the tape-box removed. Fig. 2 is a perspective detail view of the upper part of the tape-box with its hammer, hammer-knife, and feed-wheel; and Fig. 3 is a sectional view of the top part of the tape-box with its adjuncts on an enlarged scale.

Similar letters of reference indicate corresponding parts in all the figures.

My invention has relation to that kind of portable cigar-lighters in which a spring-actuated hammer strikes a tape provided with some igniting composition, the flash from which lights a small lamp or fuse attached to one side of the case containing the tape-fusee, hammer, and their operating mechanism.

My improvement consists in the construction of the hammer and feed-wheel, whereby I avoid slipping of the tape-fusee and provide for the severing of the burned or used-up portion of the fusee, all as hereinafter more fully set forth.

In the accompanying drawings, the letter A represents a small lamp, with the cap covering the wick removed. This lamp is soldered or otherwise secured to one side of a case, B, in the lower part of which is contained the tape-fusee C, which is wound around a pin, D.

E is the spring-actuated hammer, the lower part of which forms the spring E'; and e is the hammer-knife, which is placed directly under the hammer-head and works against a cushion, b, placed against one side of the case B, facing the tape-fusee.

F is the feed-wheel for feeding the tape-fusee to the hammer. This is in the nature of a sprocket-wheel, having four arms, f, (more or

less,) and so arranged within box B that while one of its arms bears against the tape-fusee, which is supported at that point by a curved plate, B', within box B, another of its arms will bear against the upper slotted part of the hammer-spring E'. It follows that by rotating the feed-wheel its arm f, bearing against the hammer-spring, will force the latter back from the tape-fusee, while at the same time its arm f', bearing against the fusee, will shove the same up along the inclined plate B' a sufficient distance to permit one of its deposits of igniting material to come exactly opposite to the hammer. The next turn of the wheel releases the hammer and hammer-spring by letting its arm f pass through the slot d in the spring, and the hammer, now descending on the tape-fusee, ignites the latter, and by the flash therefrom ignites the wick a of the lamp. At the same time the hammer-knife e, striking against the cushion b on the opposite side of the tape fusee, will sever or cut off that portion of the same which has already been used.

In devices of this class it has been found that the arms of the feed-wheel F are apt to slip on the tape-fusee without feeding it the requisite distance up against the igniting-hammer, and to avoid this I provide the outer ends of the arms f with spurs f<sup>2</sup>, which project into the material of the fusee, and thus absolutely prevent slipping.

Having thus described my invention, I claim and desire to secure by Letters Patent of the United States—

In a portable cigar-lighter of the described class, the combination of the tape-fusee-containing case B, having cushion b, fusee C, and feed-wheel F, with the spring-actuated hammer E E', provided with a knife or cutter, e, substantially as and for the purpose herein shown and described.

In testimony that I claim the foregoing as my own I have hereunto affixed my signature in presence of two witnesses.

HENRY UNGER.

Witnesses:

LOUIS KURTZ, Jr.,  
LOUIS BAGGER.