

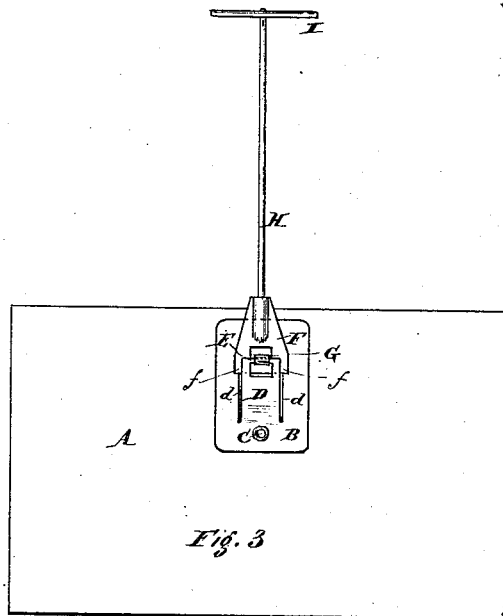
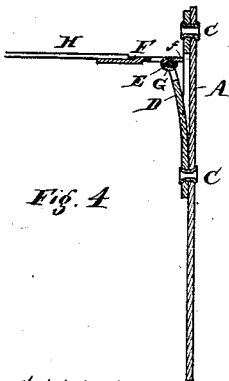
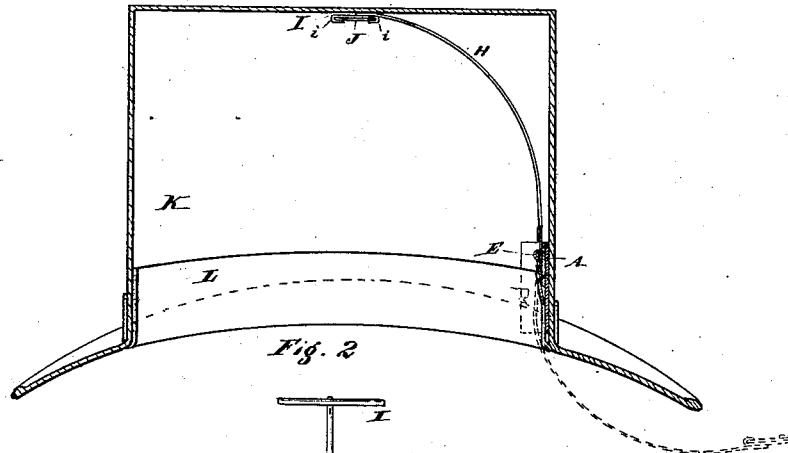
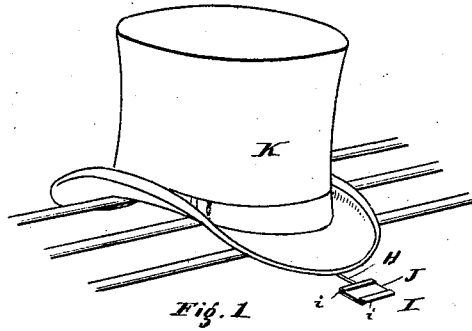
(No Model.)

C. SPAHMER.

HAT INDICATOR.

No. 261,117.

Patented July 11, 1882.



Attests,
L. J. Mator
Davis

Inventor
Charles Spahmer
By his atty
The Clerk

UNITED STATES PATENT OFFICE.

CHARLES SPAHMER, OF PHILADELPHIA, PENNSYLVANIA.

HAT-INDICATOR.

SPECIFICATION forming part of Letters Patent No. 261,117, dated July 11, 1882.

Application filed December 12, 1881. (No model.)

To all whom it may concern:

Be it known that I, CHARLES SPAHMER, of the city and county of Philadelphia, and State of Pennsylvania, have invented an Improvement in Hat-Indicators, of which the following is a specification.

My invention relates to hat-indicators to indicate instantly to whom the hat belongs; and it consists in a card-receiver or name-plate pivoted to a card, which is adapted to be held between the body of the hat and sweat-band, said name-plate being arranged to be turned into or out of the hat, as desired, but at all times exposing the name of the owner of the hat, all of which is more fully set forth in the following specification and shown in the accompanying drawings, which form a part thereof.

The object of this invention is to provide means whereby a gentleman may find his own hat readily from a quantity of others. By the use of this device he would of necessity be required to turn the plate into the hat before placing it upon his head, and if in a hurry he took the wrong hat he would be notified of the fact by seeing the name of some one else attached thereto.

In the drawings, Figure 1 is a perspective view of a hat with my improvement attached thereto. Fig. 2 is a sectional elevation of same. Fig. 3 is a front elevation of my improved hat-indicator, and Fig. 4 is a section of part of same.

A is a card, and carries secured to it the plate B by rivets C, or other equivalent means. This plate B is cut through, as at *d*, to form a spring-piece, D, adapted to vibrate at the top, where it is provided with an eye, and forming on the upper edge a bar, E, to which the plate F is hinged at G, leaving the end extend below the hinge, as at *f*. To plate F is secured the wire arm H, which is curved over at the top and secured to the card-holder I, having its edges turned over to form two grooves, *i*, between which the card J is placed and held.

When in use the card A is placed in the hat K and between the body of the same and sweat-band L, as shown in Fig. 2, in which condition the hat is adapted to be worn. If the gentleman enters a hotel and upon entering the dining-hall lays his hat upon a rack, he first

pulls down the card-holder I into the position shown in Fig. 1 and dotted lines, Fig. 2. The extension *f* of plate F locks the said plate either up, as shown in Fig. 3, or down, to the end that it shall not change its position unless force be used.

If desired, the name may be stamped in the plate I and an advertisement may be placed upon card J.

I do not limit myself to any particular kind of spring-hinge, but prefer the one shown.

It will be understood that this invention is adapted to all kinds of stiff hats, but more particularly so to silk hats.

If desired, the plate I or rod H may be hinged directly to the hat.

Having now described my invention, what I claim as new, and desire to secure by Letters Patent, is—

1. A hat-indicator which consists of a name-plate or its equivalent, substantially as described, hinged to the hat or otherwise secured thereto, and arranged to be turned back into the hat or out beyond the rim, as and for the purpose specified.

2. In a hat-indicator, the combination of card A, plate B, with its spring D, plate F, hinged to spring D and provided with extension *f*, wire H, and name-plate I, substantially as and for the purpose specified.

3. In a hat-indicator, the combination of card A, wire H, and name-plate I with a hinge by which the wire H is hinged to the card, substantially as and for the purpose specified.

4. In a hat-indicator, the combination of card A, wire H, and name-plate I with a hinge by which the wire H is hinged to the card, and mechanism to lock the said wire and its name-plate in a position above or below said hinge, as and for the purpose specified.

5. The combination of hat K and its sweat-band L, with card A, wire H, name-plate I, and a hinge between said card and wire, as and for the purpose specified.

In testimony of which invention I hereunto set my hand.

CHARLES SPAHMER.

Witnesses:

FRANK W. LAURENCE,
JOSEPH B. BARRY.