

(No Model.)

C. A. KENNEY.
CARD FOR CHAIN SWIVELS.

No. 261,237.

Patented July 18, 1882.

Fig. 1.

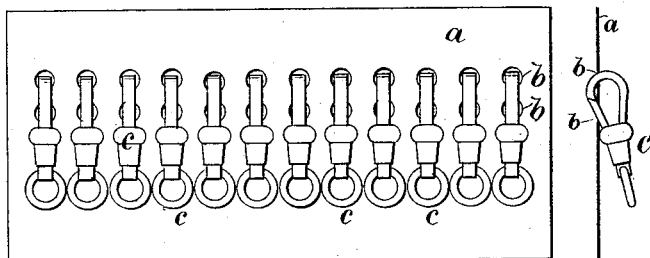


Fig. 2.

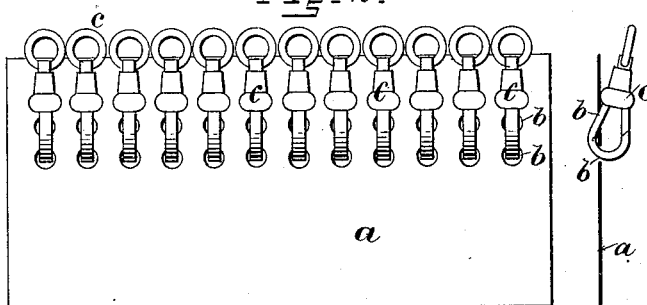
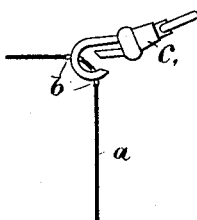


Fig. 3.



WITNESSES:

Wm. L. Rice,

Henry D. Miller

INVENTOR:

Chas. A. Kenney

by Joseph A. Miller & Co.
attys

UNITED STATES PATENT OFFICE.

CHARLES A. KENNEY, OF NORTH ATTLEBOROUGH, MASSACHUSETTS, AS-
SIGNOR TO OSCAR M. DRAPER, OF SAME PLACE.

CARD FOR CHAIN-SWIVELS.

SPECIFICATION forming part of Letters Patent No. 261,237, dated July 18, 1882.

Application filed May 22, 1882. (No model.)

To all whom it may concern:

Be it known that I, CHARLES A. KENNEY, of North Attleborough, in the county of Bristol and State of Massachusetts, have invented a new and useful Improvement in Cards for Chain-Swivels; and I hereby declare that the following is a full, clear, and exact description of the same, reference being had to the accompanying drawings, forming part of this specification.

The object of this invention is to construct cards for chain-swivels so that the chain-swivels can be readily secured to the cards and removed therefrom, each separately, without affecting the others, and so that the chain-swivels can be readily examined on all sides without removing them from the card.

The invention consists in providing a card with two rows of holes placed close together, so that the snap-hook of the chain-swivel can be readily entered and the swivel turned over freely, as will be more fully set forth herein-after.

Figure 1 is a view of a card showing twelve chain-swivels secured thereto, and also showing the card in section on the right-hand side of the figure with a chain-swivel secured. Fig. 2 is a view of the card, showing the chain-swivels reversed, and also a sectional view with a chain-swivel in the same position. Fig. 3 is a sectional view of the card, showing how the chain-swivels may be removed from the card. Chain-swivels have heretofore been secured

to cards by sewing, and when so secured they could not be readily examined. They did not appear to such good advantage as they do when secured as shown in the drawings, and when one chain-swivel was removed the rest were liable to get loose.

In the drawings, *a* is the card. *b b* are two rows of holes punched into the card at such distances apart that the loop can enter two holes, one in each row, and the swivels can be readily swung in the holes, as is shown in the drawings. *c c* are the chain-swivels.

By the use of these cards the chain-swivels can be more quickly secured to the sample-cards than was heretofore possible, and they can be each separately detached without loosening the rest of the swivels.

I am aware that punched cards have, before my present invention, been used for sample-cards for jewelry; but such cards were not adapted, nor could they be used, for chain-swivels.

Having thus described my invention, I claim as new and desire to secure by Letters Patent—

A sample-card for chain-swivels provided with two rows of holes placed close together, so as to allow the loops to swing in the holes, as and for the purpose described.

CHAS. A. KENNEY.

Witnesses:

HENRY J. MILLER,
M. E. EMERSON.