

(Model.)

A. GRAHAM.
RECLINING CHAIR.

No. 261,336.

Patented July 18, 1882.

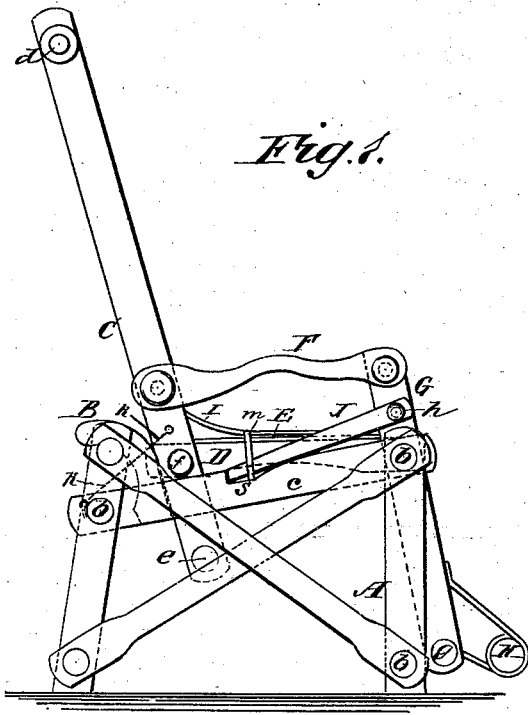


Fig. 1.

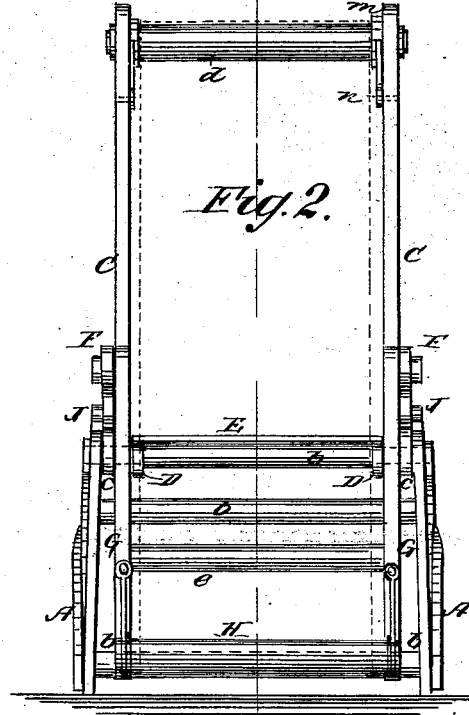


Fig. 2.

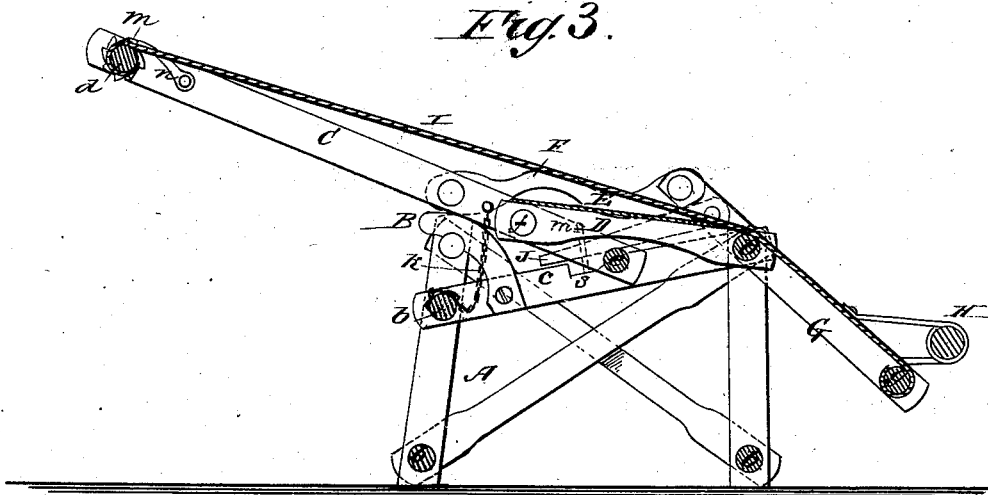


Fig. 3.

WITNESSES:

Francis McArthur.
C. Sedgwick

INVENTOR:

A. Graham

BY

Munn & Co.

ATTORNEYS.

UNITED STATES PATENT OFFICE.

ALDEN GRAHAM, OF BOSTON, MASSACHUSETTS.

RECLINING-CHAIR.

SPECIFICATION forming part of Letters Patent No. 261,336, dated July 18, 1882.

Application filed December 21, 1881. (Model.)

To all whom it may concern:

Be it known that I, ALDEN GRAHAM, of Boston Highlands, in the county of Suffolk and State of Massachusetts, have invented certain new and useful Improvements in Reclining-Chairs, of which the following is a full, clear, and exact description.

Reference is to be had to the accompanying drawings, forming part of this specification, in which similar letters of reference indicate corresponding parts in all the figures.

Figure 1 represents a side view of a chair constructed in accordance with my invention when the same is adjusted to accommodate the occupant in a sitting position. Fig. 2 is a front view of the same with the back or cover removed; and Fig. 3, a central longitudinal vertical section, as indicated by the line *xx* in Fig. 2, but showing the chair as adjusted for reclining or recumbent use.

This invention consists in a self-adjusting chair-hammock which requires no external provision for suspending it, and which may be adjusted for a sitting, reclining, or recumbent posture of the body, and so that when in use for reclining or recumbent purposes it readily accommodates itself to different positions of the body.

Furthermore, the invention consists in certain peculiarities of construction and combinations of parts, including pivoted or pendent braces which are self-adjusting, to hold the chair firmly in an erect position when it is required to be used simply as a seat, and cam supports or bearings, whereby on the occupant releasing said braces and throwing the head and shoulders back and straightening out the chair readily yields to the body to accommodate it in a reclining or recumbent posture. In this self-adjusting action of the chair the body-support has its center of gravity changed on the cams, so that the body is balanced with its muscles relaxed, and the occupant may recline as much or as little as desired and remain at any inclination without effort.

In the accompanying drawings, A represents the stand or stationary base portion of the chair, which consists of two sides united by cross-rounds *b b*, and which may be formed of uprights stiffened by diagonal braces, and having upper rails, *c*, that preferably incline downwardly in a backward direction and have re-

cesses or notches S in their upper edges, the use of which will be hereinafter described. The sides A of this lower frame have also secured to them internally at their upper rear parts fixed cams B, arranged to receive on or against them the side pieces C C of the chair-back. These side pieces of the back are united by upper and lower rounds, *d e*, and have pivoted to them at *f*, on opposite sides, the side pieces D of the chair-bottom, which are free to turn at their forward ends on the upper front round, *b*, uniting the sides A of the base. When the chair is in an erect position, as shown in Fig. 1, the pivots *f*, which project for the purpose, rest upon the upper edges or rails, *c*, of said sides A. A chair-bottom, E, of flexible or any othersuitable material, unites the opposite side pieces, D; and pivoted to the side pieces C C of the chair-back are arms F, which are again pivoted at their forward ends to front side pieces, G, that also are free to turn on the upper front round, *b*, and are united by a lower round, *g*, and have attached to them a foot-rest, H.

I is a cover for the chair, made of canvas or any other suitable material or materials. This cover, which also forms the back of the chair, is fastened at its opposite ends to the rounds *d g*, the former of which is free to turn in the side pieces C C, and is provided with a ratchet, *m*, controlled by a pawl, *n*, whereby said back or cover may be taken up if too loose or be let out if too tight. It is re-enforced, especially when the chair is in an erect position, by the web or bottom E, which forms a material support to it.

Pivoted to the front side pieces, G, at *h* are braces J. These pivoted or pendent braces rest at their free ends on the rails *c*, and when the chair is in an erect position for sitting use, as shown in Fig. 1, said ends of the braces enter the notches S and hold the chair firm, which will be found of great benefit in getting in and out of it. In thus forming a lock of the back with the sides A of the chair said braces are self-adjusting, inasmuch as when the back is raised or set forward the braces ride upon the rails *c* until they fall into the notches S. Cords or chains *k*, attached to one of the rear rounds, *b*, or cams B, and back pieces, C C, hold the articulated portion of the chair to the base portion thereof for more conveniently moving the chair from place to place.

When the occupant of the chair desires to recline or occupy a recumbent position it is only necessary for him to raise the braces J out of the notches S and to throw his head and shoulders back and to straighten himself out, when his body will be balanced and a freedom of motion afforded him to adjust himself to different inclinations or positions, as hereinbefore described, the side pieces C C of the back then resting or riding on the rockers or cams B, as shown in Fig. 3, which cams consequently form constant and firm supports.

This improved chair, which is simple and cheap of construction and may be conveniently moved from place to place, will be found desirable on lawns or piazzas, also in hospitals, offices, and dwellings generally.

Looped keepers *m* may be secured to the rails *c* to guide the braces J and to restrain them from being unduly raised. Instead of the cover I being attached to the two rounds *d g*, as described, it may be attached to the side pieces C C of the chair-back, to the side pieces D D of the chair-bottom, and to the front side pieces, G G, of the chair.

Having thus fully described my invention, I claim as new and desire to secure by Letters Patent—

1. In a reclining-chair, the combination, with the base portion, A, provided with the inclined upper rails, *c*, and cams B, of the side pieces C of the back, the side pieces of the bottom, the arms F, and the front side pieces, G, substantially as herein shown and described.

2. The combination, with the adjustable chair-

back pieces C, chair-bottom or bottom side pieces, D, pivoted thereto and having a pivoted support at their forward ends in the stationary frame of the chair, and the rocking side front pieces, G, of the pivoted or pendent braces J and the stationary side pieces *c*, having upper notches or recesses, S, essentially as and for the purpose herein set forth.

3. The combination of one or more cords or chains, *k*, and pivoted or pendent braces J with the adjustable back, bottom, and front pieces of the chair, and with the stationary frame or base portion thereof, provided with cams B, and having recesses or notches S for reception of the free ends of said braces, substantially as herein described.

4. The combination, with the inclined upper rails, *c*, of the base and the side pieces D of the bottom, of the side pieces C of the back, provided with projecting pivots *f*, resting upon the said rails and connected to the pivoted front pieces, G, by arms F, substantially as and for the purpose set forth.

5. The combination, with the stationary frame or base portion of the chair, provided with upper notches or recesses, S, and cams B, of the articulated movable portion of the chair and pivoted or pendent braces attached thereto, the whole being arranged for operation substantially as and for the purposes specified.

ALDEN GRAHAM.

Witnesses:

JOSEPH GODDARD,
EBENEZER STONE.