

(No Model.)

J. MAXWELL & J. EINSFIELD.

MOLDING.

No. 261,938.

Patented Aug. 1, 1882.

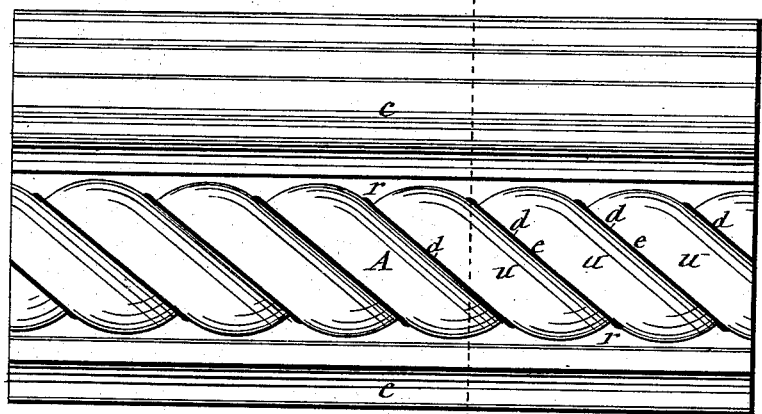


FIG-1-

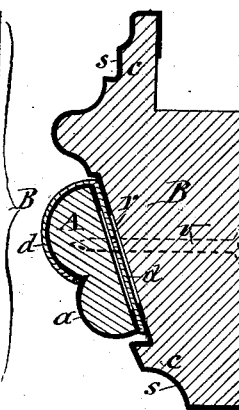


FIG-4-




FIG-2-

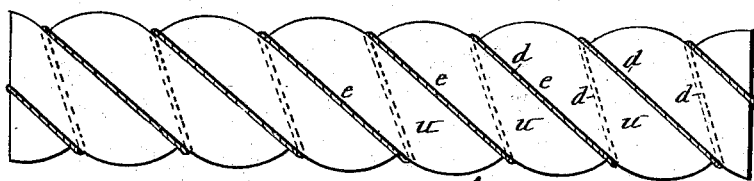


FIG-3-

Witnesses—

Wm. L. Raymond
C. H. Duell

Inventors—

John Maxwell
and John Einsfield
per Duell, Lacey & Co.

UNITED STATES PATENT OFFICE.

JOHN MAXWELL AND JOHN EINSFIELD, OF ONEIDA, NEW YORK.

MOLDING.

SPECIFICATION forming part of Letters Patent No. 261,938, dated August 1, 1882.

Application filed December 14, 1881. (No model.)

To all whom it may concern:

Be it known that we, JOHN MAXWELL and JOHN EINSFIELD, of Oneida, in the county of Madison, in the State of New York, have invented new and useful Improvements in Moldings, of which the following, taken in connection with the accompanying drawings, is a full, clear, and exact description.

This invention relates to a novel construction and combination of ornamental moldings having their surfaces covered or faced with woolen, silk, or other suitable textile fabric.

The invention is fully illustrated in the annexed drawings, wherein Figure 1 is a face view of the improved molding and its back piece or base. Figs. 2 and 3 are face views of the aforesaid parts separated from each other. Fig. 4 is a transverse section on line *x x*, Fig. 1.

Similar letters of reference indicate corresponding parts.

B represents a wide molding, having ornamental margins *c c* and an intermediate plain longitudinal recess, *r*.

S S denote facings, of woolen, silk, or other suitable textile fabric, smoothly applied to and glued or cemented on the surface of the margins *c c*, and extending either partly or wholly across the surface of the recess *r*.

The molding B constitutes the back piece or base of another molding, A, of proper width to fit into the recess *r* aforesaid. Said molding A consists of a wooden body of semi-columnar form, with spiral or oblique ribs *u u* and intervening indentations *e e* on its convex side, the whole resembling a longitudinal section of a twisted rope. A facing, *a*, of woolen, silk, or

other textile fabric, is stretched across the convex face of the body A and smoothly fitted into the indentations *e e* thereof, the longitudinal edges of said facing lapping onto the back of the body A, and being glued or cemented thereon. A continuous cord, *d*, wound around the body A over the facing *a*, and drawn into the indentations *e e*, greatly facilitates the application and adjustment of the facing *a*, and at the same time improves the appearance of the molding. The body A, thus prepared, is secured with its back in the recess *r* of the base B by screws *v*, inserted from the rear of the said base and entering the back of the molding A.

Having described our invention, what we claim as new, and desire to secure by Letters Patent, is—

The combination, with the spiral semi-columnar body A, of the facing *a*, of woolen, silk, or other textile fabric, applied to the convex side of said body and lapping onto the back thereof, and the continuous cord *d*, wound around the body A over the facing *a*, and drawn into the indentations *e e*, substantially as described and shown.

In testimony whereof we have hereunto signed our names and affixed our seals, in the presence of two attesting witnesses, at Oneida, in the county of Madison, in the State of New York, this 28th day of November, 1881.

JOHN MAXWELL. [L. S.]
JOHN EINSFIELD. [L. S.]

Witnesses:

JOHN F. TUTTLE,
C. WILL CHAPPELL.