

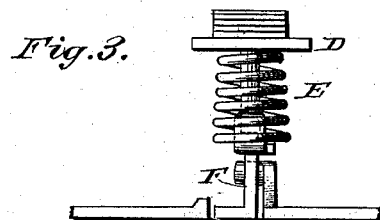
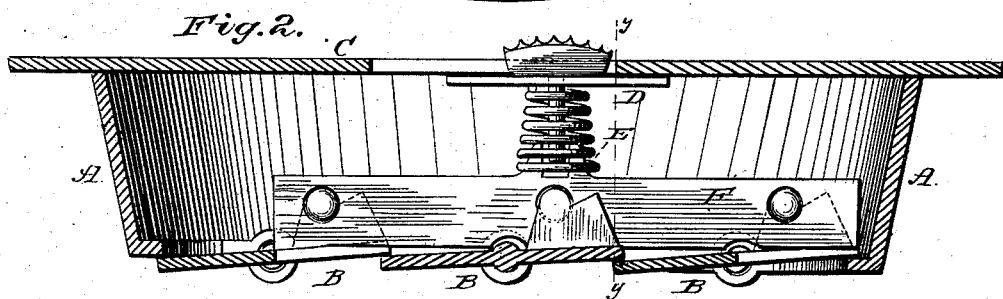
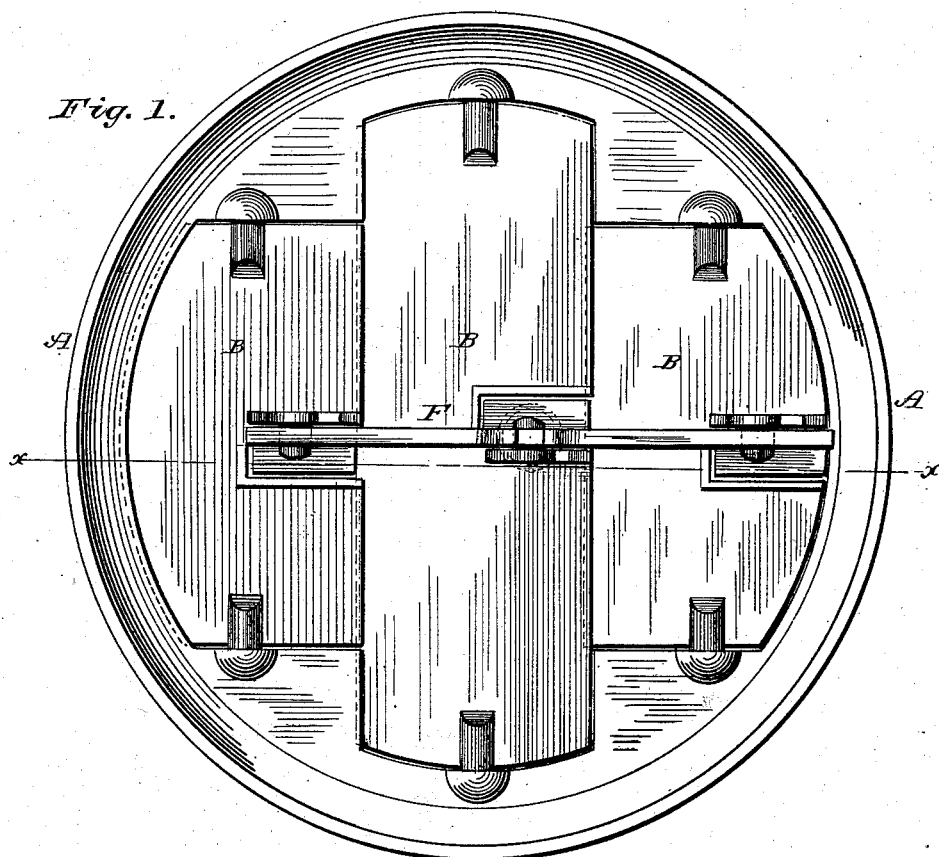
(No Model.)

W.C. MUNSON.

SLIDE CENTER REGISTER FOR HOT AIR.

No. 261,946.

Patented Aug. 1, 1882.



WITNESSES:

Wm. L. Dietrich
P. C. Dietrich

INVENTOR.

Walter C. Munson
By Daniel Breed ATTORNEY.

UNITED STATES PATENT OFFICE.

WALTER C. MUNSON, OF BROOKLYN, NEW YORK.

SLIDE-CENTER REGISTER FOR HOT AIR.

SPECIFICATION forming part of Letters Patent No. 261,946, dated August 1, 1882.

Application filed March 11, 1882. (No model.)

To all whom it may concern:

Be it known that I, WALTER C. MUNSON, a citizen of the United States, residing at Brooklyn, in the county of Kings and State of New York, have invented certain new and useful Improvements in Slide-Center Registers for Hot Air, of which the following is a specification, reference being had therein to the accompanying drawings.

My invention consists of a central set-spring with thrust action, and bearing below upon the connecting-rod and above bearing against a center plate for the purpose of holding the valves in any desired position, either open or shut or at any point part way open.

In the accompanying drawings, Figure 1 is a top view of a hot-air register with my improvements. Fig. 2 is a vertical central section on the line *xx*, Fig. 1. Fig. 3 is a detached view of the spring and parts connected therewith.

In the construction of my improved register the frame A, valves B, and face-plate C may be of any suitable construction. Under the face-plate is a central slide, D, with the set-spring E pressing upward against said slide. The base of this spring rests on the connect-

ing-rod F, which, by the friction of plates D and C caused by the upward thrust of spring E, locks or holds the valves under the thrust-action of the spring. The connecting-rod F, which supports spring E and friction-plate D, moves with them across the register as the valves are opened and shut, forming a sliding center support.

I am aware that hot-air registers have been constructed in which the valves were connected by means of a rod and in which a spring was used to retain them in the desired position. I therefore do not claim such construction, broadly.

What I claim, and desire to secure by Letters Patent, is—

In a hot-air register, the vertical set-spring E and sliding friction-plate D, in combination with the connecting-rod F, valves B, and frame-plate C, as shown and described.

In testimony whereof I affix my signature in presence of two witnesses.

WALTER C. MUNSON.

Witnesses:

DANIEL BREED,
GEO. W. KIRK.