

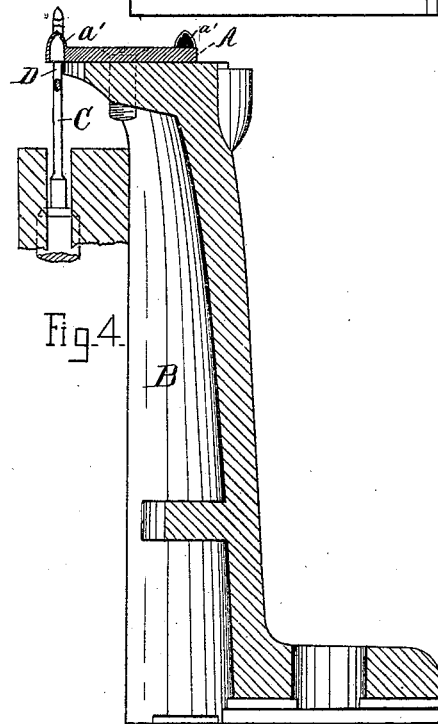
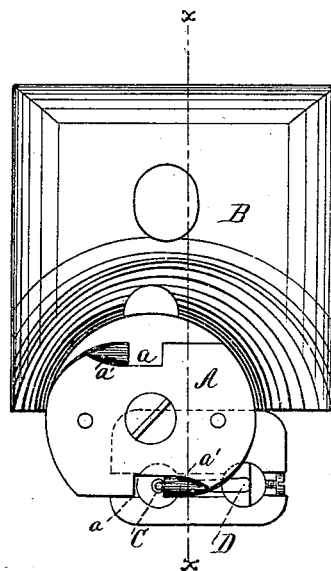
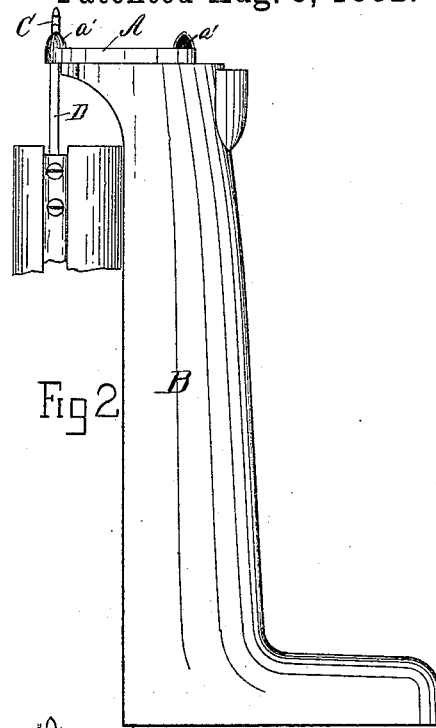
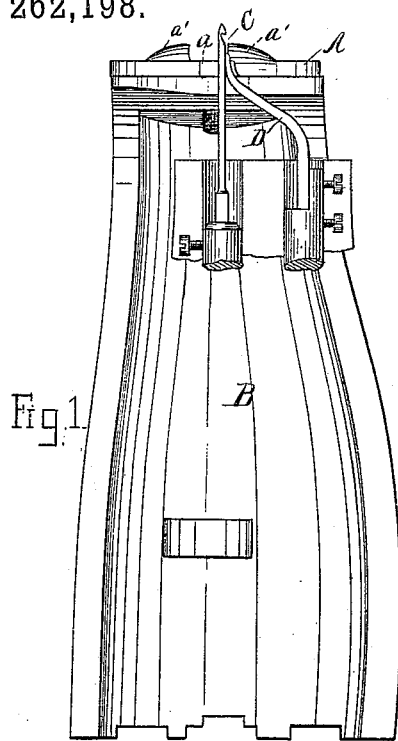
(No Model.)

F. BEAN.

THROAT PLATE FOR BOOT AND SHOE SEWING MACHINES.

No. 262,198.

Patented Aug. 8, 1882.



Witnesses:

G. B. Maynard  
John R. Snow

Inventor:  
Frank Bean  
by J. E. Maynard  
his atty.

# UNITED STATES PATENT OFFICE.

FRANK BEAN, OF BOSTON, MASSACHUSETTS, ASSIGNOR TO THE IMPROVED  
SOLE SEWING MACHINE COMPANY, OF SAME PLACE.

## THROAT-PLATE FOR BOOT AND SHOE SEWING MACHINES.

SPECIFICATION forming part of Letters Patent No. 262,198, dated August 8, 1882.

Application filed June 15, 1882. (No model.)

*To all whom it may concern:*

Be it known that I, FRANK BEAN, of Boston, in the county of Suffolk and State of Massachusetts, have invented a new and useful Improvement in Boot and Shoe Sewing Machines, of which the following is a specification.

My invention relates to an improvement in boot and shoe sewing machines in which the throat-plate is provided with a channel guide; and it consists in a combined throat-plate and guide in which the guide is made hollow to allow the cast-off to work within it.

My object is to support the sole by a guide in the channel, so that the boot or shoe may be rocked as required during the operation of sewing, and made hollow so as not to interfere with the working of the cast-off.

In the accompanying drawings, which illustrate my invention as applied to a throat, or work plate and its support as used on the ordinary wax-thread machines, Figure 1 is a front elevation. Fig. 2 is a side elevation. Fig. 3 is a plan or top view, and Fig. 4 is a cross-section on line *xx* of Fig. 3.

The throat-plate A, on which the sole rests while being sewed, is attached to a support, B, and is provided with the usual throat, *a*, through which the needle C and cast-off D move in their reciprocations. The right-hand side of the throat *a*, close to which the needle works when making a stitch, is made with a hollow projection, *a'*, curved or sloped from the plate to the edge of the throat *a*, where it is highest, its height at that point being a little greater than the depth of the channel. The channel in the sole is placed over the pro-

jection *a'*, which serves as a guide as the work is fed along, and also allows the work to be rocked or turned in any desired way to present it properly to the needle, and as this guide *a'* is a shell the needle can be adjusted to rise through the throat close to that edge of the guide *a'* next the throat, room being made between the needle and guide for the cast-off by making the guide hollow.

Two throats and projections are shown in the drawings, either of which may be brought into proper position for use by turning the throat-plate, which is detachably secured to the support for that purpose.

I am aware of Patents No. 158,883, January 19, 1875, to F. D. Ballou, and No. 198,594, December 25, 1877, to H. Folsom, the first of which shows a thin wall or flange projecting from the throat-plate surrounding the throat. The other dispenses with the throat and has adjustable supports on both sides of the needle; but neither of them shows a guide made hollow, as above described. I disclaim all that is shown in these patents; and

I claim as my invention—

In a boot and shoe sewing machine, a throat-plate having the hollow projection *a'* at one end of the throat *a*, this projection being sloped and curved substantially as shown, made hollow to allow the cast-off to work within it, and serving as a guide when inserted in the channel, on which the work can be rocked or turned, substantially as and for the purposes set forth.

FRANK BEAN.

Witnesses:

CHAS. F. SLEEPER,  
G. B. MAYNADIER.