

(No Model.)

N. U. WALKER.
PIPE SUPPORT FOR FLUES, CHIMNEYS, &c.
No. 263,002.
Patented Aug. 22, 1882.

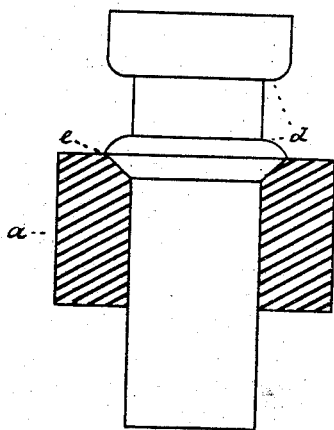


Figure 2

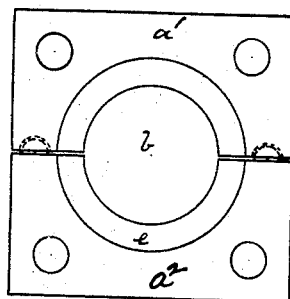


Figure 1

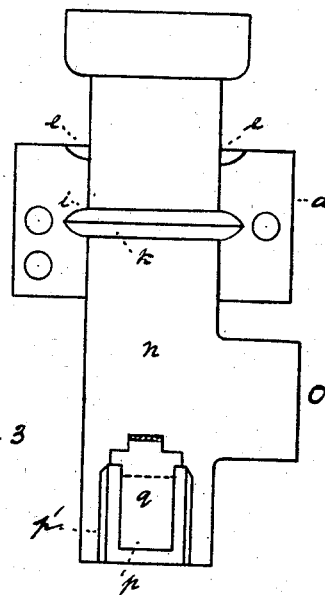


Figure 3

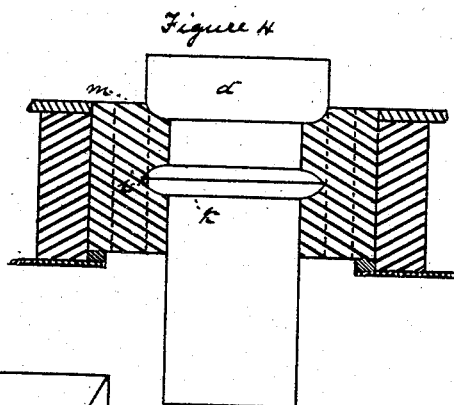


Figure 4

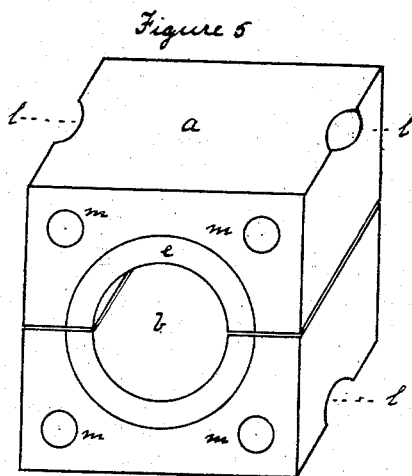


Figure 5

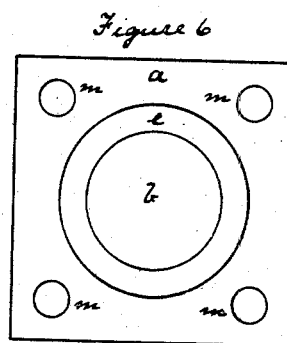


Figure 6

Witnesses
L. C. Fidler.
Jno. K. Smith.

Inventor
Nathan U. Walker
by his attorney
Bakerwell & Co.

UNITED STATES PATENT OFFICE.

NATHAN U. WALKER, OF WALKER'S, OHIO.

PIPE-SUPPORT FOR FLUES, CHIMNEYS, &c.

SPECIFICATION forming part of Letters Patent No. 263,002, dated August 22, 1882.

Application filed March 17, 1882. (No model.)

To all whom it may concern:

Be it known that I, NATHAN U. WALKER, of Walker's P. O., in the county of Columbiana and State of Ohio, have invented a new and useful Improvement in Pipe-Supports for Flues, Chimneys, &c.; and I do hereby declare the following to be a full, clear, and exact description thereof, reference being had to the accompanying drawings, forming a part of this specification, in which—

Figure 1 is a plan view of one form of my improved flue-support. Figs. 2 and 3 show how the support sustains the flue-pipe. Fig. 4 shows the support placed in the floor and the flue-pipe in it. Fig. 5 is a perspective view of the form shown by Fig. 1. Fig. 6 is a view of the support made in one piece.

Like letters of reference indicate like parts in each.

My invention relates to devices for supporting flue-sections of terra-cotta and like pipe employed in constructing chimneys where the same pass through walls, floors, roof, or like parts of a building, and has for its object such a construction of the support as shall thoroughly protect the wood-work from fire in case the flue shall be or become defective; and to this end it consists in a flue-block of refractory material—such as terra-cotta—said block having a central flue-opening for the passage of the flue-pipe and an annular beveled seat for the reception of a swell or collar on the pipe, and also in details of construction, all as will hereinafter more fully appear.

I will now describe my invention, so that others skilled in the art may manufacture and use the same.

I prefer to form my fire-proof support of terra-cotta, formed and baked in the usual manner, in the shape of a ring or block, *a*, of sufficient width and thickness to protect the wood-work from sparks and heat, having an opening, *b*, in the center to allow the terra-cotta pipe to be extended through it. This block is set in the wall, floor, or roof of the building, and is supported thereby, while the terra-cotta pipe, extending through the opening *b* in the block, is supported by a collar or ring, *d*, formed on the outside of the pipe, resting in a seat, bevel, or recess, *e*, formed in the block. This block

may be made in one piece, as shown in Fig. 6; or it may be formed in two or more sections, *a'* *a''*, as shown in Fig. 1. In the latter case there may be another recess, *i*, in the side of the opening *b*, which engages with another ring, bowl, collar, or flange, *k*, on the outside of the pipe, and thereby gives additional support to the pipe. Where the support is formed of two or more sections, notches *l* are formed on the corners of the same, so that they may be firmly secured around the pipe by a wire or rope twisted around the sections or passing through holes formed in the sections. Passing through the block are holes *m*, which afford ventilation and also prevent the support from becoming heated.

In erecting the chimney the support *a* is set in the walls, floors, and roof of the building between the joints or otherwise, and the terra-cotta pipe is inserted or placed in the same.

The lower section of pipe *n* is called a "drop-bottom," and is closed at its lower end, while there is an opening, *o*, in the side of the pipe, where connection is made with the metal pipe formed from the stove. In the lower portion of the drop-bottom may be, if desired, an opening, *p*, having dovetailed flanges *p'* on the sides of the same, in which is a sliding door, *q*, formed of metal or other suitable material. Through this opening the soot and dirt may be readily removed without taking the chimney apart.

The advantages of my invention are that the chimney is much more firmly supported than heretofore, and that the danger of fire being communicated to the wood-work of the building is removed.

Although I have described my improved fire-proof pipe-support as formed of terra-cotta, which is the most suitable material, owing to its being a poor conductor of heat and for many other reasons, yet I do not desire to limit my claims to this material alone.

I do not herein claim a drop-bottom pipe provided with a sliding door.

What I claim as my invention, and desire to secure by Letters Patent, is—

1. A flue-support consisting of a block of refractory material having a central flue-opening and an annular beveled seat for the reception

of a swell or collar on the flue-pipe, substantially as and for the purpose specified.

2. The terra-cotta or other flue-support composed of two sections, and provided with a central hole or opening, in the sides of which is an annular groove for the reception of the ring or collar of the pipe or flue, substantially as and for the purposes described.

3. A flue-support composed of longitudinal sections having a central opening for the passage of the flue-pipe and longitudinal air-passages, substantially as and for the purpose specified.

4. A flue-support composed of longitudinal sections having a central flue-opening for the passage of the flue-pipe and notches for the wire or band, whereby the sections are secured together, substantially as and for the purpose specified.

In testimony whereof I have hereunto set my hand this 13th day of March, A. D. 1882.

NATHAN U. WALKER.

Witnesses:

JNO. K. SMITH,
L. C. FITLER.